

a proposal for

IFOS

WORLD CONGRESS

JAPANESE SOCIETY OF OTORHINOLARYNGOLOGY-HEAD AND NECK SURGERY

JORL-HNS 1893

JAPAN 2030

2030 YOKOHAMA, GREATER TOKYO AREA, JAPAN

Table of Contents

Executive Summary 3

IFOS and Japan 4

Japanese Society of Otorhinolaryngology-Head and Neck Surgery 5

Message from Japanese Society of Otorhinolaryngology-Head and Neck Surgery 6

Message from the Local Bidding Committee 7

Message from Professor and Chair, Department of Otolaryngology-Head and Neck Surgery, The University of Tokyo 9

Message from Professor and Chair, Department of Otolaryngology-Head and Neck Surgery, Yokohama City University 10

Our Supporters 11

Message from Ministry of Education, Culture, Sports, Science and Technology 12

Message from Ministry of Health, Labour and Welfare 13

Message from Ministry of Land, Infrastructure, Transport and Tourism 14

Message from Japan National Tourism Organization 15

IFOS 2030 Japan 16

Congress Highlights 17

Program at a Glance 18

Why Japan? 19

Largest Number of ORL Specialists in Asia 20

Academic Contribution Second in the World 22

Aging Era: Recognized Globally as the Most Rapidly Aging Society 23

Economical Friendliness: Financial Support Up to 23 Million JPY 24

Accessibility: Convenient from Anywhere in the World / Visa: Smooth Access for Delegates 26

Social Program 27

Yokohama, The City of History and Innovation in the Greater Tokyo Area 29

Yokohama at a Glance 30

Welcome Message from Governor of Kanagawa Prefecture 31

Welcome Message from Mayor of Yokohama City 32

Premier Venue for Global Events in Japan 33

Message from CEO & President of PACIFICO Yokohama 34

PACIFICO Yokohama: A World-Class MICE Complex 35

One-Stop Services at PACIFICO Yokohama 36

Inside PACIFICO Yokohama 37

Floor Plan 39

Proven Track Record in Global Events 43

Leading Sustainability in MICE 44

Accommodation in Yokohama 45

Hotels Near PACIFICO Yokohama 46

Explore Minato Mirai 47

Excursions in and around Yokohama 48

CVs of Local Bidding Committee Members 49

PCO/MediProduce, Inc. 64

Contact Information 68

Executive Summary

1. Academic Leadership in ORL-HNS

Japan has one of **the world's largest and most advanced ORL-HNS communities,** contributing major innovations from cochlear implants to head & neck cancer care.
Hosting IFOS in Japan would **spotlight Asia's scientific leadership and deepen regional collaboration.**

2. Larger Attendance & Stronger Revenue

Japan has Asia's largest pool of medical professionals, with over 6,000 attendees annually at the Japanese Society of Otorhinolaryngology-Head and Neck Surgery meeting—ensuring strong IFOS turnout. **Japan's robust industry network boosts sponsorship opportunities.**
Japan was also ranked **the world's No.1 "Most Attractive Country"** (Condé Nast Traveler, 2025), indicating **strong delegate appeal to boost the attendance.**

3. Yokohama, Greater Tokyo Area: A Premier Host City

Safe, clean, and just 30 minutes from Haneda Airport, Yokohama offers world-class infrastructure through PACIFICO Yokohama and rich cultural experiences, and also **supports legacy programs** that engage children with cutting-edge science and technology.

4. Accessibility, Safety & Sustainability

Japan provides efficient transport, multilingual support, and diverse accommodations.
Ranked No.1 globally for sustainable, low-impact transport and No. 2 in Asia for safety, Japan enables **eco-conscious and hybrid congress planning aligned with the SDGs.**

5. Strong Government & Institutional Support

National and local governments, tourism bureaus, and academic bodies offer **financial and logistical support** for major international congresses.

6. Gateway to Asia-Pacific Collaboration

IFOS in Japan **strengthens networks across the Asia-Oceania region** and supports **the growth of emerging research and clinical leaders.**



IFOS
and Japan



The origins of IFOS can be traced back to a proposal made by Japan at the 8th International Otorhinolaryngology Congress, held in Tokyo in **October 1965.** Since its establishment, IFOS has played a leading role in advancing the field of otolaryngology and fostering global collaboration among societies.

We are deeply honored to hold the 2030 conference in Japan, where IFOS was originally conceived. The panel discussion, "Otolaryngology Now and in the Future," was held during the 8th International Otorhinolaryngology Congress in 1965. Panelists included Prof. KIRIKAE Ichiro, and the 1965 Nobel Prize laureates TOMONAGA Sin-Itiro, François Jacob, and Jacques Monod.

Japanese Society of Otorhinolaryngology-Head and Neck Surgery

Established in **1893**
A History of Over **133 Years**

Active Contributions in Academic Field of ORL
Ranked 2nd Worldwide in Citable Publications
(by Elsevier Scopus Database)

Largest Number of Members in Asia

More than 200 Japanese Yo-IFOS Members
Advancing Global ORL-HNS through Education, Research, and Networking

* As of Dec 1, 2025, as far as reported to JORL-HNS.

Gender Equality Initiatives Implemented:
Female Board Representation at an All-Time High

Review: https://www.jibika.or.jp/modules/gender/index.php?content_id=2 (Japanese only)

Comparison of Membership Numbers between Japan and Neighboring Asian Regions

The number of members in each country is based on data published on the IFOS official website (https://ifosworld.org/who-are-the-society-members/).

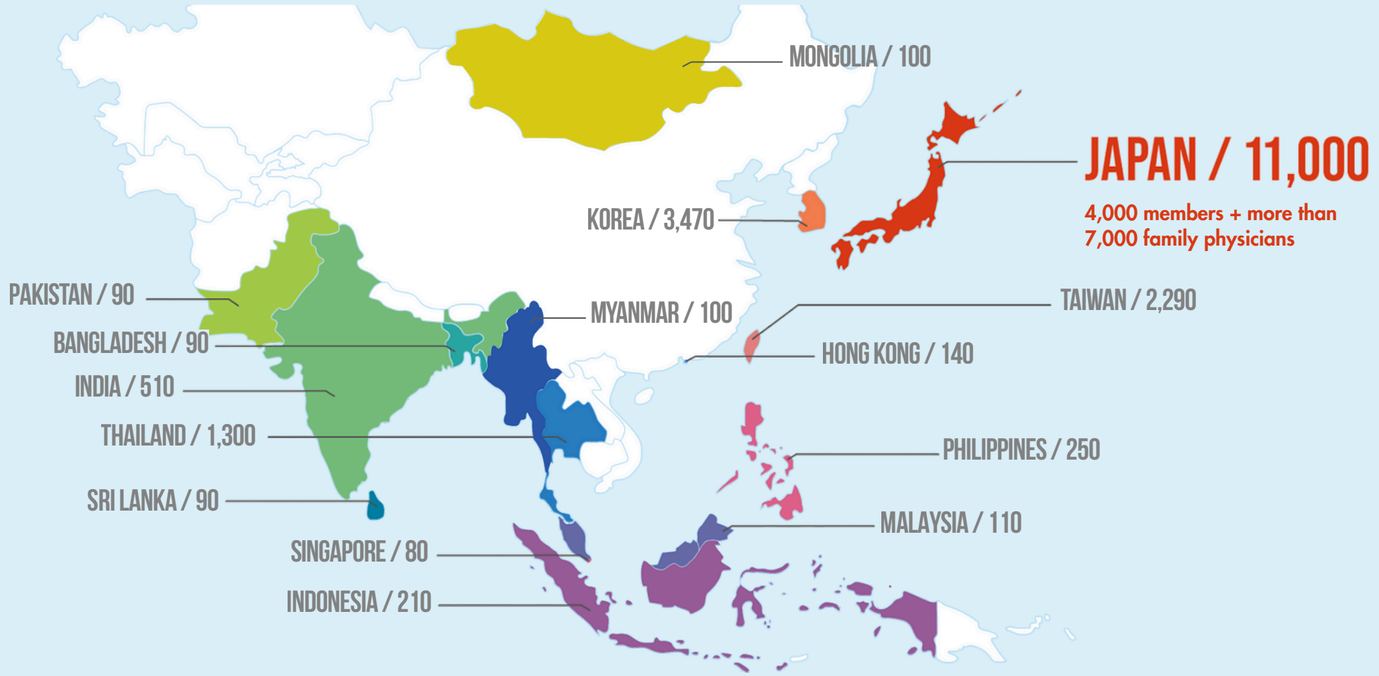

Message from Japanese Society of Otorhinolaryngology-Head and Neck Surgery



Dear Professor Angel Ramos-Macias,

On behalf of the Japanese Society of Otorhinolaryngology-Head and Neck Surgery, I am pleased to propose Yokohama City, part of the Greater Tokyo Area in Japan, as the host city for the 2030 IFOS World Congress.

Founded in 1893, ours is Japan's longest-established medical society with a 133-year history. We have more than 11,000 members, half of whom work at university and city hospitals, while the other half practice in private clinics. The Society encompasses 15 affiliated subspecialty organizations related to otorhinolaryngology-head and neck surgery.
For IFOS 2030, we will work closely with all our members and affiliated societies to ensure broad participation and the success of the Congress in Yokohama.

Japan is a global leader in advanced medical technology. Flexible endoscopes equipped with narrow-band imaging enable early detection of pharyngeal and laryngeal cancers. Immune checkpoint inhibitors have brought remarkable benefits to patients with head and neck cancer. Photoimmunotherapy is also emerging as a novel treatment option for these cancer patients. Regenerative medicine for eardrum repair has entered clinical practice, and artificial tracheas are expected to become available in the near future.

Yokohama, located just 30 minutes from central Tokyo, is home to PACIFICO Yokohama, one of the world's premier convention centers, and offers convenient access from two international airports, with excellent rail, bus, and car connections. Nearby attractions include Mount Fuji and Kamakura, while a bullet train will take you to Kyoto and Nara in about two hours. A wide selection of accommodation is available in the area to meet the diverse needs of IFOS's many participants.

The roots of IFOS date back to a proposal by Japan during the 8th International Otorhinolaryngology Congress held in Tokyo in October 1965. We have continued to contribute to the expansion and development of IFOS through medical development in otorhinolaryngology, education, attendance at IFOS main congresses and scientific meetings, and outreach to the world. Drawing on our wealth of IFOS-related activities, we aim to channel our drive and energy into bringing the IFOS Congress back to Japan.

We are deeply honored to present Yokohama as the candidate city for IFOS 2030.
We sincerely appreciate your kind consideration and are committed to making every effort to ensure a truly memorable and successful Congress.

Sincerely,

OMORI Koichi, MD, PhD
Chairman, Board of Directors
Japanese Society of Otorhinolaryngology-Head and Neck Surgery, Inc.

Message from the Local Bidding Committee

Dear Prof. Angel Ramos-Macias,

As members of the Leadership Team of the Local Bidding Committee, we are honored to extend a warm invitation to host IFOS 2030 in Yokohama City, the Greater Area of Tokyo, Japan.

Yokohama is an ideal and compelling candidate for IFOS 2030. Located just 30 minutes from central Tokyo in the heart of the Greater Tokyo area, it is a vibrant and international city with world-class infrastructure. Yokohama has a strong track record of successfully hosting major global conferences, welcoming between 2,000 and 10,000 participants.

At the center of this capability is PACIFICO Yokohama, Japan's largest convention complex, which underwent a major expansion in 2020 with the addition of a state-of-the-art multipurpose hall. The venue offers excellent access from both Narita and Haneda international airports, and is surrounded by a wide range of hotels within walking distance, making it a seamless and comfortable experience for all attendees.

The scientific program for IFOS 2030 will be led by distinguished experts from the Japanese Society of Otorhinolaryngology-Head and Neck Surgery. To address issues of global importance, the program will focus on:

- **Japan's experience and leadership** in responding to the challenges of a super-aged society
- **Building resilient healthcare systems capable** of withstanding natural disasters and infectious disease outbreaks
- **Innovative applications of artificial intelligence** to support these efforts.
  The central theme will be the urgent need to address age-related decline in sensory and motor functions—a topic gaining increasing attention worldwide.

In addition to the academic program, participants will enjoy rich cultural experiences, including traditional Japanese performances and hospitality rooted in *Omotenashi*, the spirit of selfless service.

Japan is globally recognized for its commitment to safety, reliability, and operational excellence—the qualities of which were clearly demonstrated during the successful hosting of the Tokyo 2020 Olympic and Paralympic Games amid the COVID-19 pandemic. The same spirit of hospitality and meticulous planning will ensure a smooth, inspiring, and unforgettable experience for all IFOS attendees.

We believe that IFOS 2030 in Yokohama will create lasting memories and meaningful global dialogue—and we would be truly delighted to welcome you to Japan.

Sincerely,



YAMASOBA Tatsuya, MD, PhD
Chair, Local Bidding Committee



HIRANO Shigeru, MD, PhD
Vice Chair, Local Bidding Committee



KAKEHATA Seiji, MD, PhD
Vice Chair, Local Bidding Committee

Proposed Organizing Committee for IFOS 2030

President



YAMASOBA Tatsuya
Tokyo Teishin Hospital

Vice President
Chair, Scientific Committee



HIRANO Shigeru
Kyoto Prefectural University of Medicine

Vice President



KAKEHATA Seiji
Ota General Hospital

General Secretary



KONDO Kenji
The University of Tokyo

Vice General Secretary



KUMAI Yoshihiko
Nagasaki University

Treasurer



FUJIEDA Shigeharu
University of Fukui

Yo-IFOS Representative



TSUJIKAWA Takahiro
Kyoto Prefectural University of Medicine

Scientific Committee



HATO Naohito
Ehime University



INOHARA Hidenori
The University of Osaka



KATORI Yukio
Tohoku University



KOJIMA Hiromi
The Jikei University School of Medicine



MORI Eri
The Jikei University School of Medicine



MORIMOTO Noriko
National Center for Child Health and Development



OTORI Nobuyoshi
The Jikei University School of Medicine



SUNAMI Kishiko
Osaka Metropolitan University



UEHA Rumi
The University of Tokyo



YOSHIMOTO Seiichi
National Cancer Center Hospital

Young Committee



FUJITA Takeshi
Kobe University



HIRANO Ai
Tohoku University



HOSOYA Makoto
Keio University



KOYAMA Hajime
The University of Tokyo



KURIHARA Sho
The Jikei University School of Medicine



KURITA Takashi
Kurume University



NODA Masao
Jichi Medical University



OKADA Ryuhei
Institute of Science Tokyo



SEKINE Rumi
St. Luke's International Hospital, The Jikei University School of Medicine



SHIRAI Kyoko
Tokyo Medical University



SUZUKI Masanobu
Hokkaido University

Message from Professor and Chair, Department of Otolaryngology Head and Neck Surgery, The University of Tokyo

Department of Otorhinolaryngology-Head and Neck Surgery
The University of Tokyo Hospital
7-3-1 Hongo, Bunkyo-ku
Tokyo 113-8655, Japan
Tel +81-3-5800-8665 / Fax +81-3-3814-9486

November 7, 2025



Professor Angel Ramos-Macias
General Secretary
International Federation of ORL Societies

Dear Professor Ramos-Macias,

As a university-based healthcare professional in otolaryngology–head and neck surgery in the greater Tokyo area, I am honored to recommend Yokohama as the host city for IFOS 2030.

Tokyo and Yokohama form a unified cultural and economic zone, connected within 30 minutes by multiple transport routes, with fares around 500 yen (3 USD). The area is served by Haneda Airport, offering direct international access. This year, Japan expects over 40 million overseas visitors, many arriving via Haneda and traveling onward through the region.

The greater Tokyo area hosts numerous universities and research institutes—including the University of Tokyo—where countless physicians and scientists engage in advanced otolaryngology research and clinical practice. This academic concentration provides fertile ground for international collaboration and knowledge exchange.

Yokohama blends tradition and innovation, offering rich cultural experiences from historical landmarks and traditional arts to contemporary design, anime, and pop culture. Participants can easily visit Kyoto, Nara, or Mt. Fuji via Japan's bullet train network. Tokyo's world-renowned culinary scene—from Michelin-starred washoku to global cuisines—further enhances its appeal.

Hosting IFOS 2030 in Yokohama will offer participants both academic excellence and deep cultural enrichment. I sincerely hope this congress becomes a memorable occasion that fosters global connection and understanding.

Sincerely,

Kenji Kondo

Kenji Kondo, MD, PhD
Professor and Chair
Department of Otolaryngology-Head and Neck Surgery
The University of Tokyo Graduate School of Medicine and School of Medicine

MESSAGE

Message from Professor and Chair, Department of Otorhinolaryngology Head and Neck Surgery, Yokohama City University

YOKOHAMA CITY UNIVERSITY

November 1, 2025



Professor Angel Ramos-Macias
General Secretary
International Federation of ORL Societies

Dear Professor Ramos-Macias,

As Chair of the Department of Otorhinolaryngology–Head and Neck Surgery at Yokohama City University, it is both an honor and a genuine pleasure to recommend Yokohama -our vibrant home city- as the premier host for IFOS 2030. We are delighted to have this opportunity to host this conference in Japan that will advance the academic fields and foster enduring international collaboration.

Yokohama stands as one of Japan's most dynamic international gateways, boasting a tapestry of rich history, cosmopolitan spirit, and tradition of warm hospitality. Since its port first opened to the world in 1859, the city has stood at the forefront of international exchange. Visitors can enjoy Japan's unique blend of modernity and tradition as they explore Yokohama's eclectic streets, architecture, and culture.

Our convenient location -just a 30-minute journey by train or bus from Tokyo International Airport (Haneda)- ensures excellent accessibility for international participants. Yokohama seamlessly links to Tokyo and Japan's iconic destinations via Shinkansen and expressways. The soul of Yokohama lies in its exquisite harmony of culture and innovation. From the modern skyline of Minato Mirai to the historical beauty of Yamashita Park and Chinatown, the city offers endless inspiration. Its world-renowned culinary diversity promises intellectual and personal discoveries for every visitor.

At the heart of the city stands Pacifico Yokohama, one of Japan's premier MICE venues, renowned for hosting major global conferences. With its world-class facilities, abundant accommodations, and proven expertise, it stands ready to elevate IFOS 2030 to extraordinary heights.

Yokohama City University, local medical institutions and civic organizations are fully committed to supporting the congress. We in the Yokohama healthcare community look forward to welcoming our international colleagues, sharing knowledge, and building lasting collaborations. Hosting IFOS 2030 in Yokohama will not only advance our field academically but also foster deep global friendships.

With warmest regards,

Nobuhiko Oridate

Nobuhiko Oridate, MD, PhD
Professor and Chair
Department of Otorhinolaryngology Head and Neck Surgery
Yokohama City University Graduate School of Medicine and School of Medicine

MESSAGE

OUR SUPPORTERS



Message from

Ministry of Education, Culture, Sports, Science and Technology

October 6, 2025

Professor Angel Ramos-Macias
General Secretary, International Federation of Oto-Rhino Laryngological Societies
Head of the Department of Otorhinolaryngology
Canary Islands Maternal-Child University Hospital



Dear Professor Ramos-Macias,

I am very pleased to acknowledge that the city of Yokohama has submitted its candidacy to host the International Federation of Oto-Rhino-Laryngological Societies (IFOS) World Congress 2030.

Otorhinolaryngology is recognized as a discipline of critical importance, fundamental to human health and well-being, as it sustains essential functions such as communication and nutrition that play a vital role in quality of life.

The IFOS World Congress provides a unique opportunity for leading experts, scientists, and clinicians from around the world to gather, exchange the latest scientific knowledge, and foster innovation from basic science to clinical application. Such interaction not only advances this specialty but also contributes to the strengthening of medical and life science research worldwide, while inspiring younger generations of healthcare professionals and researchers.

Historically, Japan has long served as an important contributor to the advancement of otorhinolaryngology, exerting a significant and lasting influence on its global development. Building upon this longstanding tradition of innovation and international engagement, we are confident that convening an international congress in Japan would provide an invaluable platform for furthering scientific exchange and fostering accelerated progress in the field worldwide.

Tokyo and Yokohama have excellent environments for receiving overseas participants, as demonstrated by hosting the 2020 Tokyo Olympic and Paralympic Games. Yokohama has also gained considerable experience in hosting numerous international academic conferences, further demonstrating its capacity to organize large-scale events with global
participation. In light of these achievements, we are confident that Yokohama offers an ideal setting for the IFOS World Congress 2030, ensuring a meaningful and fruitful experience for all participants.
We sincerely hope that you will select Yokohama to host the Congress, and we look forward to welcoming you all to Japan.

Sincerely yours,

ABE Toshiko
Minister of Education, Culture, Sports, Science and Technology, Japan

MESSAGE

Message from Ministry of Health, Labour and Welfare

Ministry of Health, Labour and Welfare
Japanese Government
1-2-2, Kasumigaseki,
Chiyoda-ku, Tokyo 100-8916
Tel ＋81-3-5253-1111

日本国厚生労働省
〒100-8916
東京都千代田区
霞が関１－２－２
電話 03-5253-1111

Oct,10 2025



Prof. Angel Ramos-Macias
IFOS General Secretary

Dear Prof. Angel Ramos-Macias,

I would like to recommend you, with confidence and pride, to convene the IFOS World Congress 2030 in Yokohama, hosted by the Japanese Society of Otorhinolaryngology-Head and Neck Surgery, Inc.

This Congress is the most prestigious and comprehensive international meeting in the field of otorhinolaryngology–head and neck surgery. Through pioneering and transformative presentations, this meeting will undoubtedly contribute to the advancement of treatment for otorhinolaryngologic diseases, including cancers, ultimately benefiting patients worldwide.

Currently, the Ministry of Health, Labour and Welfare is promoting comprehensive cancer control measures based on the 4th Basic Plan to Promote Cancer Control Programs, which sets forth the overarching goal of “Overcome cancer with all, cancer control leaving no one behind.”

Yokohama City has enacted the Cancer Eradication Measures Promotion Ordinance, designating cancer prevention, early detection, and access to appropriate medical care as key municipal priorities. In addition, Yokohama advances progressive and comprehensive cancer policies encompassing healthcare, welfare, education, and employment, ensuring that patients and their families can live with dignity and peace of mind even after a cancer diagnosis.

I have no doubt that the Japanese Society of Otorhinolaryngology-Head and Neck Surgery will devote its utmost efforts to ensuring the resounding success of the IFOS World Congress 2030.

Yokohama’s exceptional accessibility—located close to Tokyo as well as to world-renowned destinations such as Kamakura and Mt. Fuji—makes it an extraordinarily convenient and attractive host city. Visitors can experience the rich heritage of Japan through its temples, natural landscapes and cuisine. I believe that your time in Yokohama will be wonderful memories of Japan.

I heartily expect that the IFOS World Congress 2030 will be held in Yokohama, in 2030.

Yours sincerely,

福岡 資麿

Takamaro Fukuoka
Minister of Health, Labour and Welfare of Japan

MESSAGE

Message from Ministry of Land, Infrastructure, Transport and Tourism

Japan Tourism Agency
Ministry of Land, Infrastructure, Transport and Tourism
2-1-3 Kasumigaseki, Chiyoda-ku, Tokyo 100-8918, JAPAN

Japan Tourism Agency Ministry of Land, Infrastructure, Transport and Tourism

October 30, 2025



Prof. Angel Ramos-Macias
General Secretary
Head of the Otorhinolaryngology Dept of the Canary Islands
Maternal-Child University Hospital
Avenida Marítima del Sur, s/n,
35016 Las Palmas de Gran Canaria, Las Palmas, Spain

Dear Professor Ramos-Macias,

As the Commissioner of the Japan Tourism Agency, I would like to express my support for Yokohama's candidacy to host the IFOS World Congress 2030.

With the Japan Tourism Agency in the leading role, Japan is making concerted efforts to attract and hold international conferences, and in 2024, more of them were held than in any other Asian country. This conference will be extremely important for the progress and international development of Otorhinolaryngology-Head and Neck Surgery, and I sincerely hope that Yokohama, Japan will be chosen as the place to hold it.

Yokohama is easily accessible from the international airports and offers plenty of accommodations, making it a city that has been well received by many international conference organizers. The venue, PACIFICO Yokohama, is well-known as a representative Japan's largest convention complexes in Japan, with a track record of holding international conferences. It is one of the best-performing MICE facility in Japan for environmental performance, with net-zero CO2 emissions from facility energy use and recycling of industrial waste. In addition to hosting facilities, Yokohama is a historic port town, with historical buildings and Yokohama Chinatown that conveys the history of international exchange. The International Horticultural Expo will be held in Yokohama in 2027. By the time the conference is held, the city's infrastructure will be further enhanced, and the city will be globally renowned sustainable city. In addition, Yokohama provides easy access to other parts of Japan via the Shinkansen bullet train, allowing visitors to experience the diverse history, culture, and leisure activities throughout Japan. I hope that all participants will have a quality time visiting not only Yokohama but also other parts of Japan.

I sincerely hope that Yokohama will be chosen as the venue for the 2030 conference and look forward to welcoming you all.

Yours very sincerely,

Shigeki Murata

Shigeki Murata
Commissioner
Japan Tourism Agency
Ministry of Land, Infrastructure, Transport and Tourism

MESSAGE

Message from Japan National Tourism Organization

NEW IDEAS START HERE

JNTO
Japan National Tourism Organization

Oct 20, 2025



Prof. Angel Ramos-Macias,
IFOS General Secretary
Head of the Department of Otorhinolaryngology Canary Islands
Maternal-Child University Hospital
Avenida Marítima del Sur, s/n,
35016 Las Palmas de Gran Canaria, Las Palmas, Spain

Dear Professor Ramos-Macias,

It is with the greatest pleasure that I write to extend my full support for Japan's bid to host the IFOS World Congress 2030 in Yokohama. The proposed host city is Yokohama, a port city that has developed as Japan's foremost international trading port since it was opened in 1859. Yokohama is an attractive city endowed both with the convenience of a modern city and with the atmospheric charm of streets that have existed for centuries. Yokohama is located close to the ancient capital of Kamakura with its traditional shrines and temples, the historic onsen (hot spring) holiday town of Hakone and the capital city Tokyo. I feel certain that the experience of Yokohama would further enhance the enjoyment of a trip to Japan for the congress participants. Additionally, Yokohama's world-class convention facilities, accessibility, and broad range of accommodation options will surely contribute to the success of your important event.

I am also confident that you and all of your delegates will appreciate Japan's impeccable service, our exemplary public safety and hygiene, and most of all, our renowned friendliness and hospitality.

As president of the Japan National Tourism Organization, I am convinced that holding IFOS World Congress 2030 in Japan would ensure a memorable and successful event. I encourage you to select Yokohama as the site for your congress and I look forward to the pleasure of welcoming you and your delegates to Japan in 2030.

Yours sincerely,

Atsumi Gamo

Atsumi Gamo
President
Japan National Tourism Organization

Japan. Meetings & Events
New ideas start here
https://www.japanmeetings.org/

MESSAGE

IFOS 2030
Japan



Congress Highlight

Dates and Venue



PACIFICO Yokohama

June 7–11, 2030

PACIFICO Yokohama is Japan's largest integrated MICE complex, located in the Greater Tokyo Area on Yokohama's waterfront. Its iconic sail-shaped architecture has become a symbol of the city.

The venue is directly connected to the InterContinental Yokohama Grand and adjacent to the Kahala Hotel & Resort, with many other accommodation options nearby. It offers excellent access to airports and major train stations, and welcomes over 4 million visitors annually.

MICE: Meetings, Incentives, Conferences, and Exhibitions

Hosted conferences with **10,000** delegates

The largest convention complex in Japan

Over **4 million** visitors annually

8,143 hotel rooms within 15-min walking distance

Program at a Glance

June 7–11, 2030

	June 7 Fri	June 8 Sat	June 9 Sun	June 10 Mon	June 11 Tue
8:00		Scientific Session	Scientific Session	Scientific Session	Scientific Session
9:00					
10:00		Refreshment Break	Refreshment Break	Refreshment Break	Refreshment Break
11:00		Scientific Session	Scientific Session	Scientific Session	Scientific Session
12:00					
13:00	**OPENING CEREMONY**	Luncheon Seminar	Luncheon Seminar	Luncheon Seminar	Luncheon Seminar
14:00	Scientific Session	Scientific Session	Scientific Session	Scientific Session	Scientific Session
15:00					
16:00		Refreshment Break	Refreshment Break	Refreshment Break	**CLOSING CEREMONY**
17:00	**Welcome Reception**	Scientific Session	Scientific Session	Scientific Session	
18:00					
19:00		**Faculty Dinner**	**Japan Night**	**Gala Dinner**	

Scientific Program

The focused theme is **aging**, a highly important topic of the rapidly aging societies in developed countries, including Japan. The program also covers the major themes on current and future trends.

A robust program consisting of



Keynote Sessions



Paper Sessions



Poster Sessions



Seminars



Travel Grants

Why Japan?

01

Largest Number of
ORL Specialists in Asia

02

Academic Contribution
Second in the World

03

Aging Era
Recognized Globally as the
Most Rapidly Aging Society

04

Economical Friendness
Financial Support Up to
23 Million JPY

05

Accessibility
Convenient from
Anywhere in the World

06

Visa
Smooth Access for Delegates

01 Largest Number of ORL Specialists in Asia

The Japanese Society of Otorhinolaryngology-Head and Neck Surgery is **the largest ORL-HNS organization in Asia,** with over **11,000 members.** The extensive network ensures intensive domestic participation and fosters regional collaboration.

JORL-HNS is affiliated with **fifteen societies covering diverse subspecialties**—from audiology to head and neck oncology—creating an interdisciplinary world to drive research, education and clinical advancement.

— Affiliated Societies of JORL-HNS —

- Japanese Audiological Society
- Japan Society for Equilibrium Research
- Japan Otological Society
- Japanese Rhinologic Society
- Japan Broncho-Esophagological Society
- Japan Society for Head and Neck Cancer
- Japan Society of Logopedics and Phoniatrics
- Japan Society of Facial Nerve Research
- Japan Society of Immunology Allergology and Infection in Otorhinolaryngology
- Japan Society for Pediatric Otorhinolaryngology
- Society of Practical Otolaryngology
- Japan Society of Stomato-pharyngology
- Japan Laryngological Association
- Japan Society for Head and Neck Surgery
- The Society of Swallowing and Dysphagia of Japan

— Number of ORL-HNS Training Accreditated Institutions —

Core Training Institutions: **102**
Affiliated and Associated Training Institutions: **1,228**

Total: **1,330**

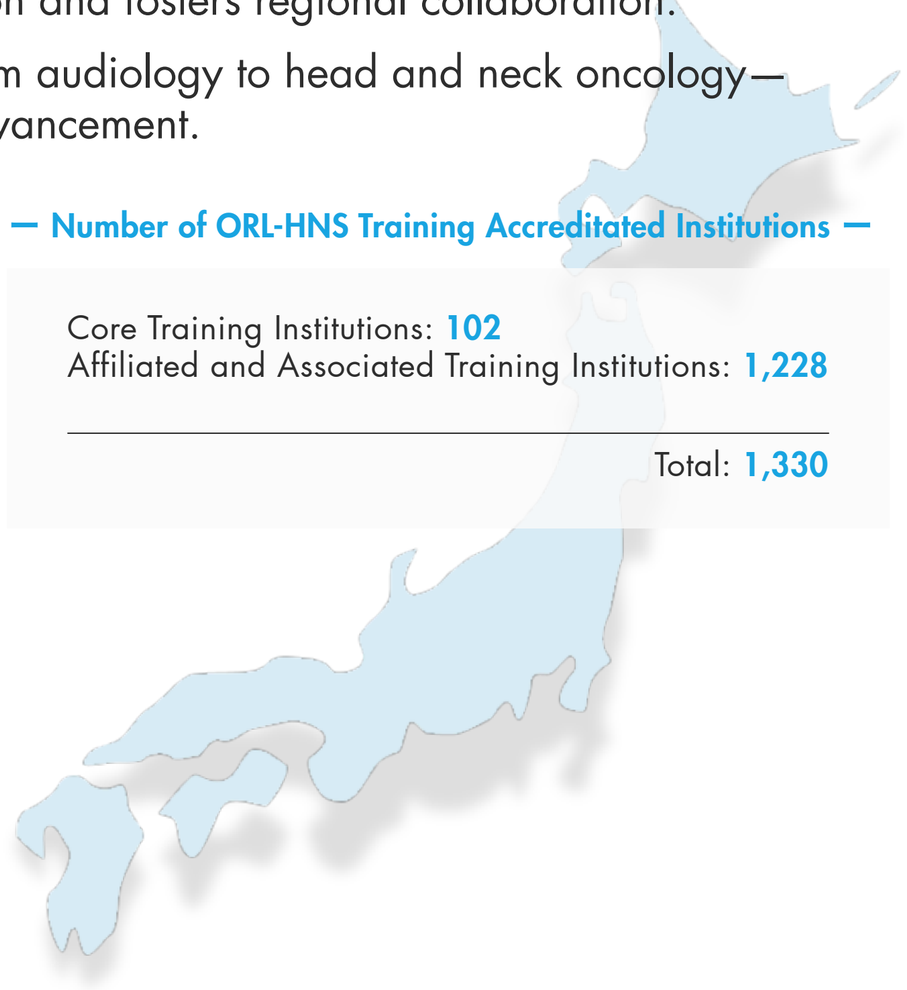

01 Largest Number of ORL Specialists in Asia

— List of International Conferences and Meetings held in Japan (partial) —

Year	Conference	City
2015	30th Politzer Society Meeting	Niigata
2019	12th Asia Pacific Symposium on Cochlear Implants and Related Sciences (APSCI 2019)	Tokyo
2022	4th World Congress on Endoscopic Ear Surgery (EES 2022)	Kyoto
	7th East Asian Symposium on Otology	Tokyo
2023	CORLAS (Collegium Oto-Rhino-Laryngologicum Amicitiae Sacrum) 2023	Tokyo
	9th Asia-Pacific Pediatric Otolaryngology Group Conference (APOG 2023)	Beppu
	13th East Asian Conference on Phonosurgery (EACP 2023)	Sendai
2024	ISIAN & IRS 2024: 42nd Congress of the International Society of Inflammation and Allergy of the Nose, 24th Congress of the International Rhinologic Society	Tokyo
2027	9th International Symposium on Meniere's Disease and Inner Ear Disorders	Tokyo
	16th Asia Oceania ORL-HNS Congress	Kyoto
2028	Politzer Society Meeting	Kyoto

02 Academic Contribution Second in the World

Japan's Research Strength in ORL-HNS

Japan ranks **second globally** in both volume and impact of ORL-HNS publications. Japanese researchers contribute to top journals, lead clinical trials, and present at major conferences.

RANK	COUNTRY	DOCUMENTS	CITABLE DOCUMENTS	CITATIONS	H-INDEX
1	United States	84,673	78,800	1,902,090	282
2	**Japan**	**27,276**	**26,890**	**261,510**	**214**
3	China	24,521	23,939	181,980	95
4	United Kingdom	21,478	18,742	413,871	178
5	Germany	19,793	18,449	331,820	159

Source: Citable Documents Ranking from Elsevier Scopus Database

Japan is capable of providing diverse academic themes to IFOS 2030.

Innovative Clinical Practices from Japan in ORL-HNS

Japan leads advanced clinical approaches in otorhinolaryngology. A key example is **Alluminox™ therapy** —a photoimmunotherapy that targets EGFR-expressing cancer cells with light-activated precision targeting.
The novel remedy was approved in Japan in 2020, and is under **Phase III trials globally** (USA, Taiwan in 2025).

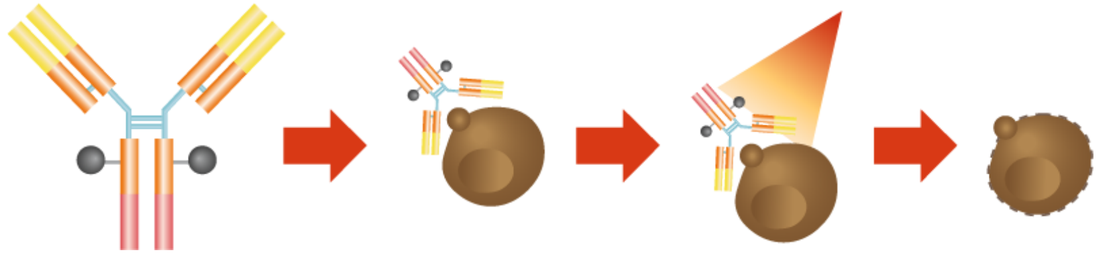

Other notable practices include:

- RADPLAT: Targeted chemoradiotherapy for sinonasal cancers
- TOVS: Minimally invasive transoral surgery for hypopharyngeal cancer
- Mucosal Regeneration: Cell sheet therapy for middle ear cholesteatoma
- Vestibular Rehab: Low-frequency sound therapy for balance disorders

These innovations reflect Japan's focus on precision, preservation, and patient-centered care.

03 Aging Era Recognized Globally as the Most Rapidly Aging Society

One in three Japanese citizens will be the age of 65 or older by 2030, which renders Japan a global model for aging societies. ORL-HNS doctors play a key role in addressing **age-related conditions like hearing loss and dysphagia.** Japan's clinical experience offers valuable insights for countries facing similar demographic shifts.

— Global Trends in Population Aging: Comparative Analysis of G7, Asia, and BRICs (1950–2050) —

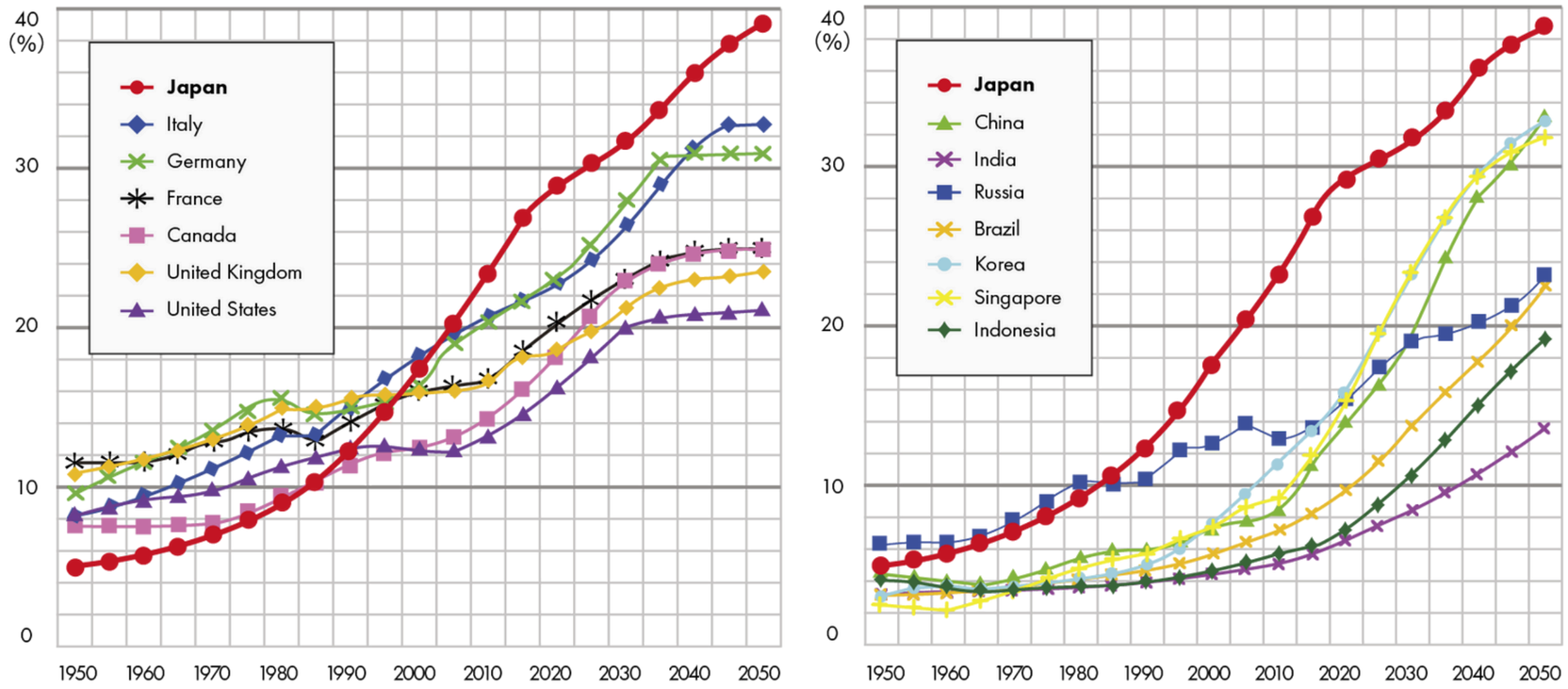



JORL-HNS promotes hearing checks at **60 through a national campaign** via over media, including TV, radio and websites, featuring a **1980s pop icon, KONDO Masahiko.**

04 Economical Friendness
Financial Support Up to 23 Million JPY

Yokohama and PACIFICO Yokohama offer subsidies of **Up to 23 million JPY to support IFOS 2030,** covering venue and promotion expenses.

OPEN YOKOHAMA

YOKOHAMA CITY

JAPANESE SOCIETY OF OTORHINOLARYNGOLOGY-HEAD AND NECK SURGERY
JORL-HNS
1893

JAPAN 2030

PACIFICO YOKOHAMA

-IFOS-

Up to 20 million JPY

Up to 3 million JPY

04 Economical Friendness
Financial Support Up to 23 Million JPY

In Japan, excellence doesn't have to be expensive.
Japan offers a world-class conference experience—superb hospitality, safety, and cuisine—at nearly half the cost of major Western destinations.

— Comparison of Food and Travel Costs (Japan / USA / EU) —

Item	Tokyo (Japan)	New York (USA)	Paris/Berlin (EU)
Big Mac	¥480 ($3.15)	$6 – 8	€4 – 5
Starbucks Latte	¥495 ($3.25)	$5 – 6	€4 – 5
Ramen	¥700 – 1,000 ($4.6 – 6.6)	$15 – 18	€10 – 14
Taxi (5 km)	¥2,000 – 2,300 ($13 –15)	$15 – 20	€12 – 18
4-Star Hotel (1 night)	¥18,000 – 25,000 ($120 – 165)	$250 – 350	€150 – 220

— The Big Mac Index —

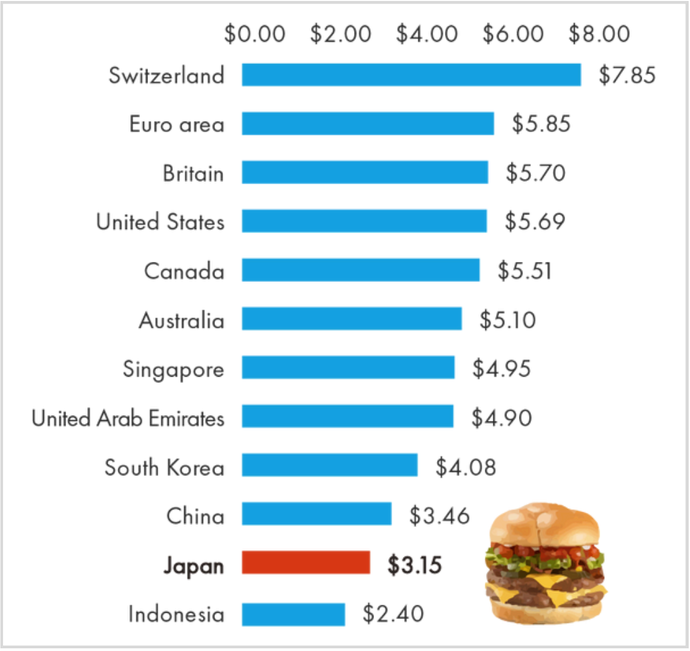

05 Accessibility Convenient from Anywhere in the World

Yokohama is served by Narita and Haneda airports, with **2,700 weekly international flights to 106 cities in 42 countries and regions.** Over 60 airlines operate routes to Japan. **PACIFICO Yokohama is just 30 minutes** from Haneda Airport and easily accessible via rail, offering smooth travel for delegates.

— Direct flights from major cities (As of April 2025) —

Europe 17 cities

- Amsterdam
- Brussels
- Copenhagen
- Frankfurt
- Helsinki
- London
- Paris
- Madrid
- Rome
- Stockholm
- Vienna
- Warsaw
- Zurich

and more

Americas 23 cities

- Atlanta
- Boston
- Chicago
- Dallas
- Denver
- Detroit
- Honolulu
- Los Angeles
- Mexico City
- New York
- San Francisco
- Toronto
- Vancouver

and more

Asia and Middle East 57 cities

- Bangkok
- Beijing
- Delhi
- Dubai
- Hong Kong
- Istanbul
- Jakarta
- Kuala Lumpur
- Manila
- Seoul
- Shanghai
- Singapore
- Taipei

and more

Oceania 6 cities

- Auckland
- Brisbane
- Melbourne
- Sydney

and more

06 Visa Smooth Access for Delegates

Japan currently allows **visa-free short-term stays for citizens of 74 countries** and regions (as of September 2025). Nationals of China, Russia, CIS countries, Ukraine, Georgia, the Philippines, Vietnam, and others require a visa, but clear procedures are in place. The Local Bid Committee will **support IFOS 2030 participants with visa applications as needed.**

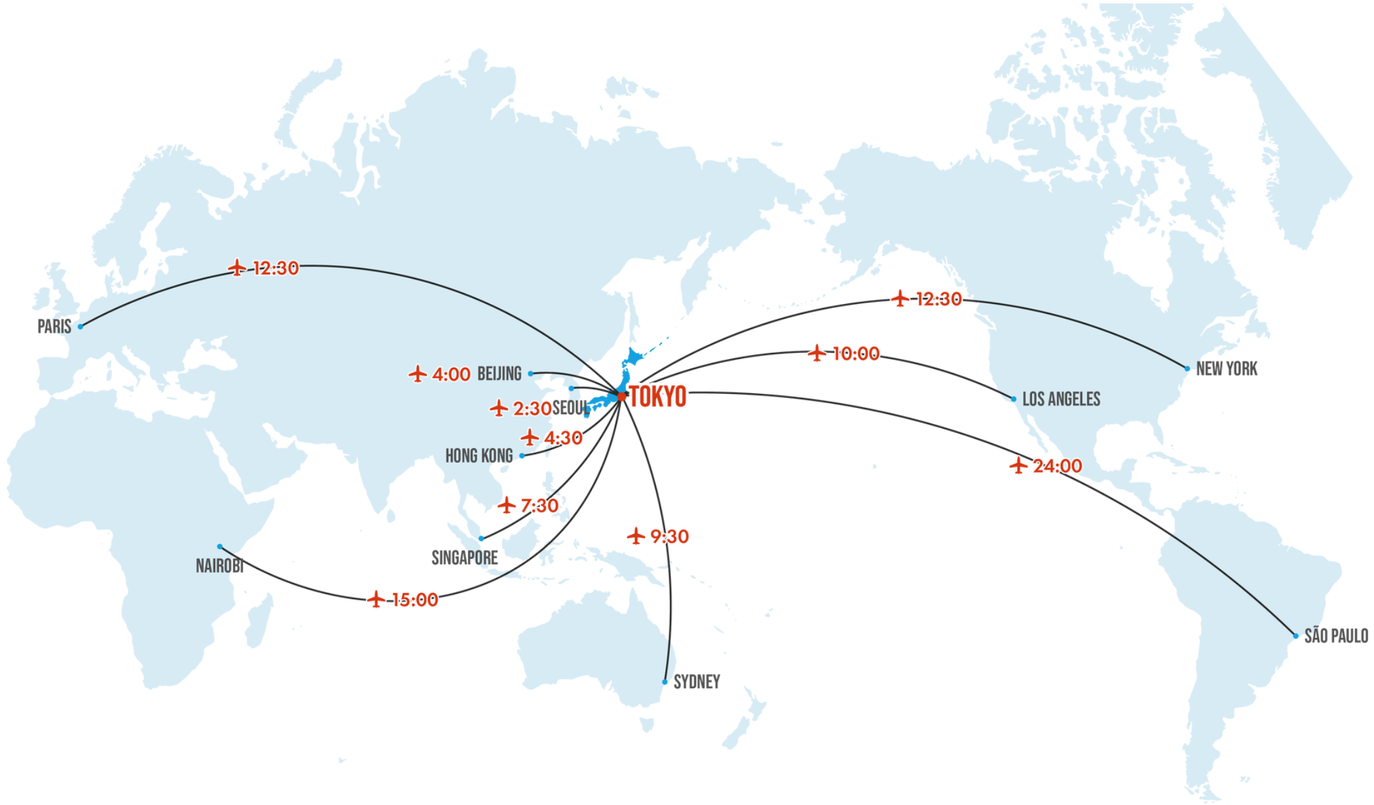








Social Program

Experience Japan Beyond the Congress

Japan offers a safe environment full of hospitality – and invites you to experience its culture.

Immerse yourself in traditional activities such as tea ceremony, Zen meditation, and summer firework displays. Explore historic temples, taste globally recognized…

The experience of ***Omotenashi***,
the Japanese spirit of heartfelt hospitality,
will leave a lasting impression.

“Kabuki”

The magnificent Kabuki-za Theatre in Tokyo, staging dynamic and visually stunning performances, is only a 60-minute direct train ride from Yokohama. Enjoy Japan's UNESCO heritage art form as a spectacular evening social program.



“Japanese sake”

Enjoy carefully selected premium Japanese sake while receiving a lecture from experts on Japan's unique brewing techniques, experiencing a facet of Japanese food culture.



“Tea ceremonies”

Experience Japan's distinctive "chanoyu" tea culture through the rich flavor of matcha and its calming preparation method. Learn proper etiquette and enjoy traditional Japanese sweets - a truly unique experience.



“Zen meditation”

Based on Zen Buddhist philosophy, *Zazen* meditation focuses on posture, breathing, and mindfulness, bringing inner peace and self-awareness.







Yokohama, The City of History and Innovation in the Greater Tokyo Area

Yokohama at a glance



Largest local city **in Japan**

- 3,772,320 in the population (as of September 2025)
- Capital of Kanagawa Prefecture



One of the international trading ports that opened in **1859**



Temperate climate

- Average: **17 °C (63 °F)**
- Summer: 27 °C (81 °F) / Winter: 6 °C (43°F)

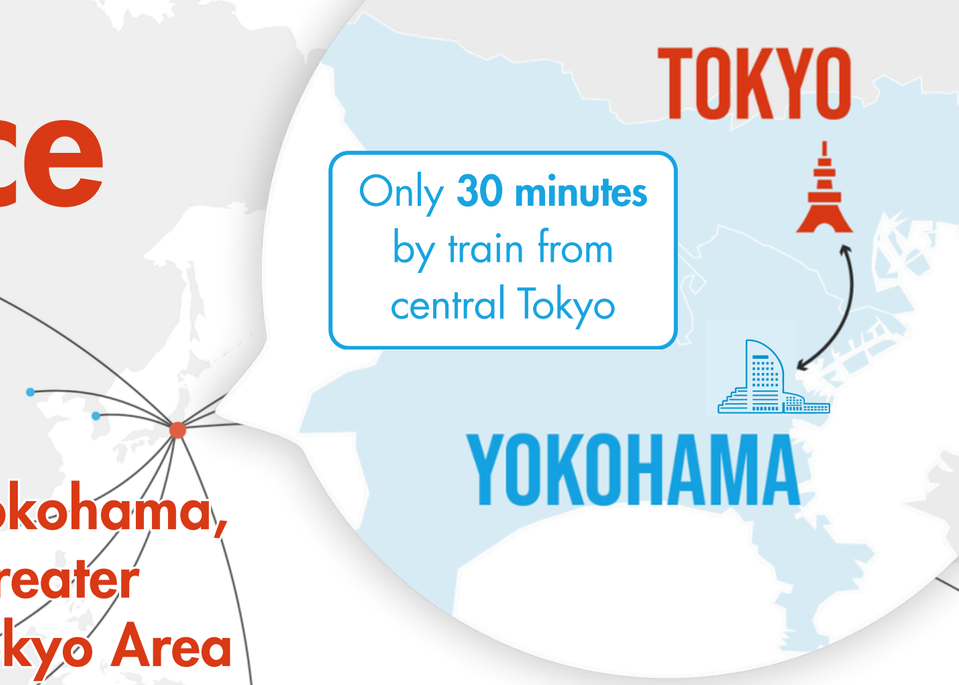

Yokohama, Greater Tokyo Area

Close to **2** international airports

- Haneda and Narita, major international airport in Tokyo area



A magnificent cultural landscape with **47 museums** and art galleries



Home to **28** universities (as of 2025)



A leading hub of innovation and talent

- **215** academic and industrial R&D institutions
- **164,920** engineers and researchers (as of 2020)



International presence in business

- **232** foreign-affiliated firms — the largest number among the cities except for Tokyo (as of 2022)



Global R&D hubs in automotive, life sciences, electronics, and more

Nissan Motor Corporation / Isuzu Motors / Bosch / ZF Japan / Autoliv / Adient / Tenneco Japan / Kyocera / Sony / Shiseido, etc.

Welcome Message from Governor of Kanagawa Prefecture

神奈川県

September 25, 2025



Professor Angel Ramos-Macias
General Secretary
International Federation of ORL Societies

Dear Professor Ramos-Macias,

I am writing this letter in the sincere hope that IFOS World Congress 2030 which your esteemed organization plans to host will be held in Yokohama City, Kanagawa Prefecture.

Located adjacent to the nation's capital of Tokyo with a population of 9.2 million, Kanagawa Prefecture has been playing a central role in various activities of the country, such as economy and culture. It has attracted a number of R&D facilities and offices of multinational corporations, as well as many SMEs with exceptional technological capabilities.

Yokohama, the central city of Kanagawa, has developed as an international trading city. The city has the port facility, large-scale convention centers and many hotels. It also boasts a great traffic accessibility. Yokohama is certainly one of the best cities for a venue of large-scale international conferences. As a matter of fact, it has already hosted numerous international conferences in the past.

I strongly wish that you will decide to hold IFOS 2030 in Yokohama City, Kanagawa Prefecture, and the members develop international academic exchanges here. I am confident that the congress in Yokohama will surely meet your expectations.

Kanagawa Prefecture is famous for a variety of sightseeing spots besides Yokohama. The participants will be able to experience various attractive features of the prefecture in such tourist sites as the ancient capital of Kamakura with a long history and rich culture and the internationally renowned scenic hot spring resort of Hakone. When the congress is held in Yokohama, we will ensure full assistance for your organization in making the event a great success.

We look forward to seeing you in Yokohama, Kanagawa Prefecture.

Sincerely,

神奈川県知事 黒岩祐治

KUROIWA Yuji
Governor of Kanagawa Prefecture, Japan

MESSAGE

Welcome Message from Mayor of Yokohama City

October 30 ,2025

Prof. Angel Ramos-Macias
IFOS General Secretary



On behalf of the City of Yokohama, I would like to invite you to consider Yokohama as a host for IFOS World Congress 2030.

Yokohama has a strong track record as a host city for numerous high-level international conferences and is internationally recognized as one of Asia's leading convention destinations. In August of this year, Yokohama attracted global attention as the venue for the fourth Yokohama-hosted Tokyo International Conference on African Development (TICAD). With a well-established infrastructure that ensures safe and smooth conference operations, we are confident that Yokohama is the ideal location for your esteemed congress.

As a leading city in environmental initiatives, Yokohama is actively transitioning to a circular economy and a green society through collaborative efforts among citizens, businesses, and government. In the Minato Mirai district, where the proposed venue PACIFICO Yokohama is located, a globally unique initiative is underway to achieve complete decarbonization of the entire area. PACIFICO Yokohama, one of Japan's largest convention centers, offers excellent facilities and accessibility. It boasts a waste recycling rate of approximately 90%, has achieved net-zero CO_2 emissions from energy use in MICE operations, and was the first MICE facility in Japan to obtain ISO 20121:2024 certification for sustainable event management—making it a strong supporter of environmentally responsible conferences.

In 2027, Yokohama will also host GREEN x EXPO 2027, an international exposition focused on sustainability and climate action. Expected to attract 15 million visitors over six months, this event aims to inspire global awareness and behavioral change regarding the importance of passing on a healthy planet to future generations. The growing international attention on Yokohama's environmental leadership will add significant value to your conference.

Additionally, conference delegates can enjoy a pleasant and fulfilling stay thanks to the abundance of hotels, restaurants, shopping malls, and entertainment facilities within walking distance of the proposed venue. Attendees will certainly enjoy the variety of attractions Yokohama has to offer pre and post-conference, such as the beautiful waterfront and Sankeien Garden, a traditional garden where historically important buildings can be viewed in harmony with the nature of each season.

I sincerely hope IFOS World Congress 2030 will be held in Yokohama, and on behalf of our citizens, I extend a warm welcome to you all.

Takeharu Yamanaka, Ph.D.
Mayor of Yokohama

CITY OF YOKOHAMA
6-50-10 Hon-cho, Naka-ku, Yokohama 231-0005
Japan



Premier Venue for Global Events in Japan

Message from CEO & President of PACIFICO Yokohama

30 September 2025

Prof. Angel Ramos-Macias
IFOS General Secretary
Head of the Otorhinolaryngology Dept of the Canary Islands
Maternal-Child University Hospital



Dear Prof. Angel Ramos-Macias,

It is our great pleasure to assure you of our full support in hosting the IFOS World Congress 2030.

PACIFICO Yokohama is one of Japan's leading convention facilities, successfully hosting many historical international conferences and cultural events. Overlooking the scenic Yokohama waterfront, our venue offers a well-integrated layout of versatile facilities that meet a wide range of business needs. Leveraging advanced technologies and innovative ideas, we are committed to fully supporting your event.

Further strengthening our commitment to sustainability, PACIFICO Yokohama acquired ISO 20121 (Event Sustainability Management System) certification in July 2025. This international standard highlights our efforts to reduce CO2 emissions, promote recycling, and support events sustainably, and we remain committed to operating as a facility that adheres to global standards.

Conveniently located near the heart of Japan, Yokohama offers excellent global access. The Minato Mirai district, home to PACIFICO Yokohama, provides a compact, walkable area with hotels, cultural venues, and entertainment options, ensuring a comfortable stay for attendees.

As a symbol of the district, PACIFICO Yokohama has contributed to the success of countless events. We promise to provide you with not only the best facilities and top-quality professional service, but also a platform for innovative knowledge sharing at IFOS World Congress, to be held in 2030.

Yours sincerely,

林　琢己

Takumi HAYASHI
CEO / President
PACIFICO Yokohama, Pacific Convention Plaza Yokohama

PACIFICO Yokohama　-Pacific Convention Plaza Yokohama-
1-1-1 Minato Mirai Nishi-ku, Yokohama 220-0012, JAPAN Phone 81-45-221-2155　Fax 81-45-221-2136 http://www.pacifico.co.jp

MESSAGE

PACIFICO Yokohama



A World-Class MICE Complex

PACIFICO Yokohama meets all the requirements for IFOS 2030, offering a fully integrated MICE complex that combines a convention hall, a conference center, its symbolic design - ocean waves, represents a refreshing nature, and comprehensive supports, six interconnected facilities of global level.
PACIFICO Yokohama provides the ideal environment for international conventions.

One-Stop Services at PACIFICO Yokohama

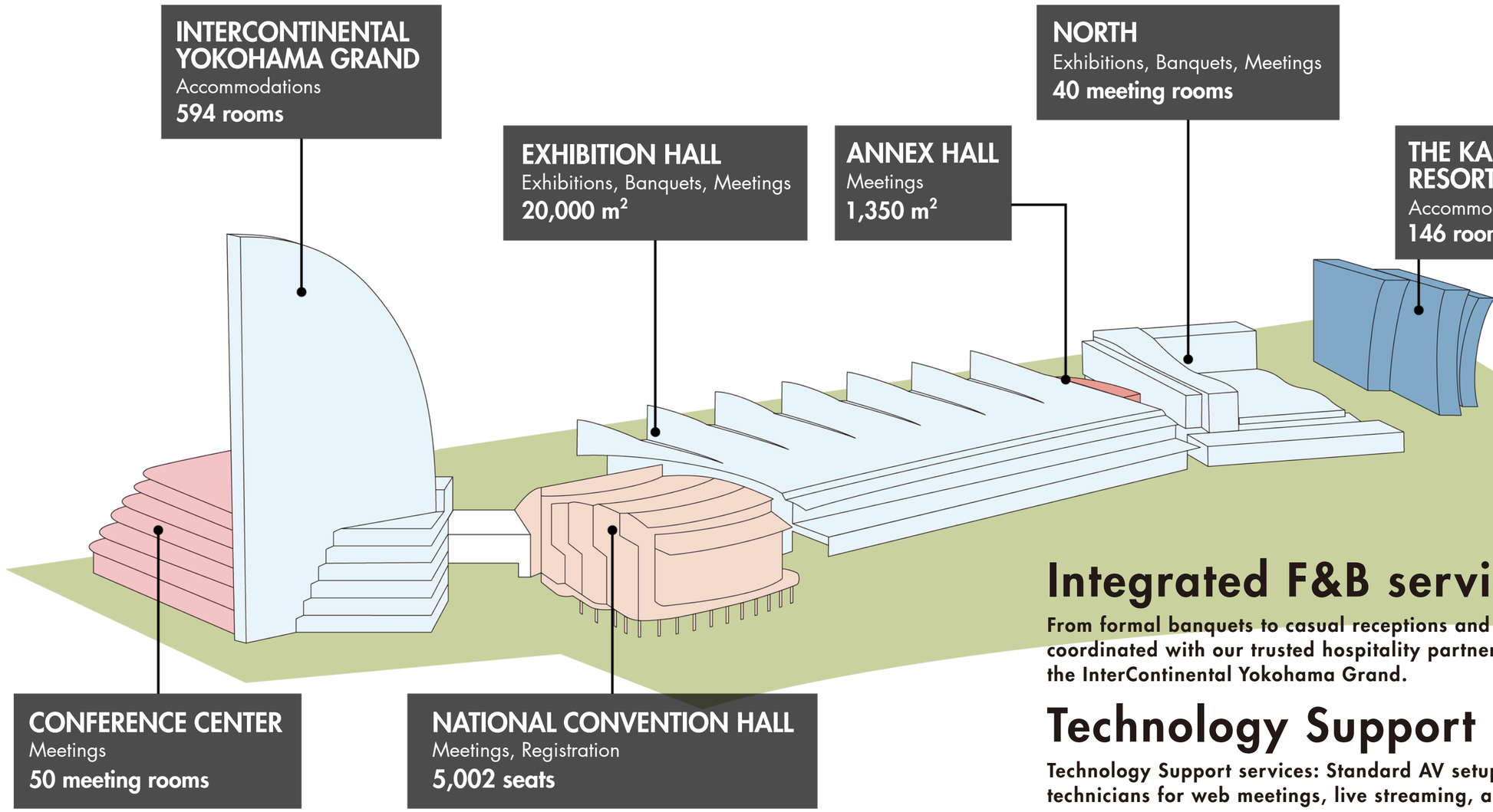

Integrated F&B services

From formal banquets to casual receptions and bento arrangements, coordinated with our trusted hospitality partners such as the InterContinental Yokohama Grand.

Technology Support services

Technology Support services: Standard AV setup plus dedicated technicians for web meetings, live streaming, and hybrid events.

Inside PACIFICO Yokohama

National Convention Hall
(5,002 seats)



National Convention Hall



Entrance Lobby

Conference Center
(50 rooms of various sizes)



Main Hall



3F Meeting Room

Exhibition Hall
(20,000 m^2 / 215,000 sq ft)



Exhibition Hall



1F Concourse

Inside PACIFICO Yokohama

North
(6,300 m²/67,800 sq ft, 42 rooms)



3F Meeting Room



Banquet Area

InterContinental Yokohama Grand
(594 rooms)





Floor Plan

National Convention Hall

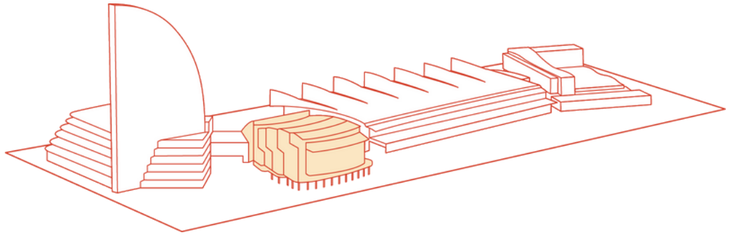

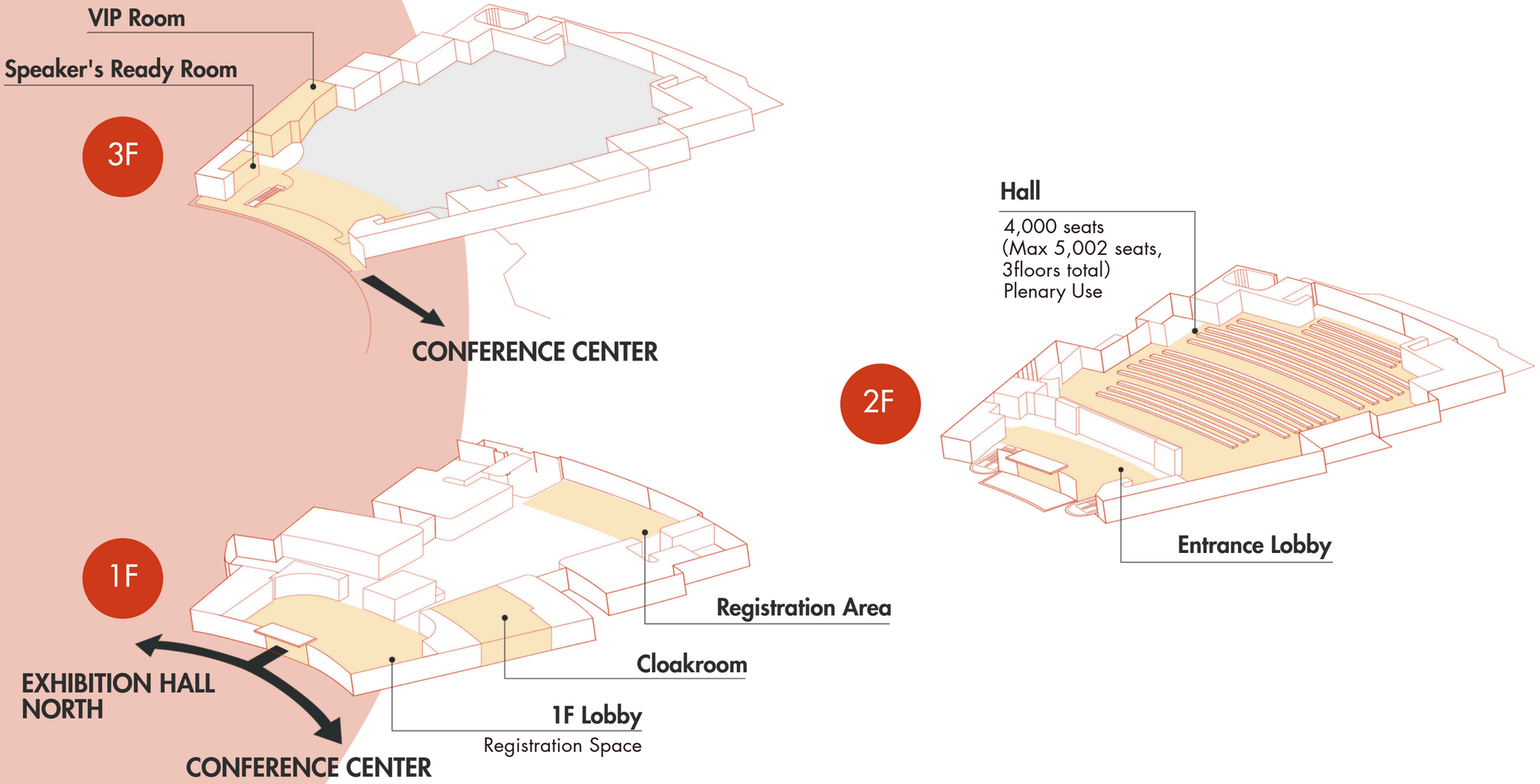

Floor Plan

Conference Center

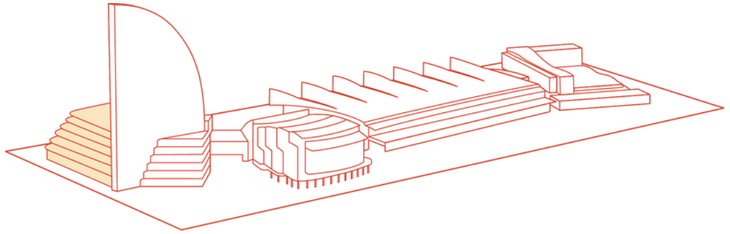

5F

Meeting Room
100 seats
(Max 121 seats)
Simultaneous Use

2 Meeting Rooms
Total 500 seats
(Max Total 748 seats)
Simultaneous use
Adequate
Translation Facilities

Meeting Rooms
20 seats each

Meeting Rooms
500 seats
Simultaneous Use
Adequate
Translation Facilities

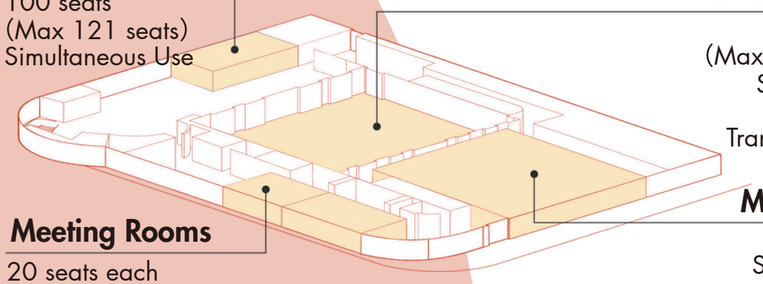

4F

6 Meeting Rooms
100 seats each
(Max 154 seats each)
Simultaneous Use

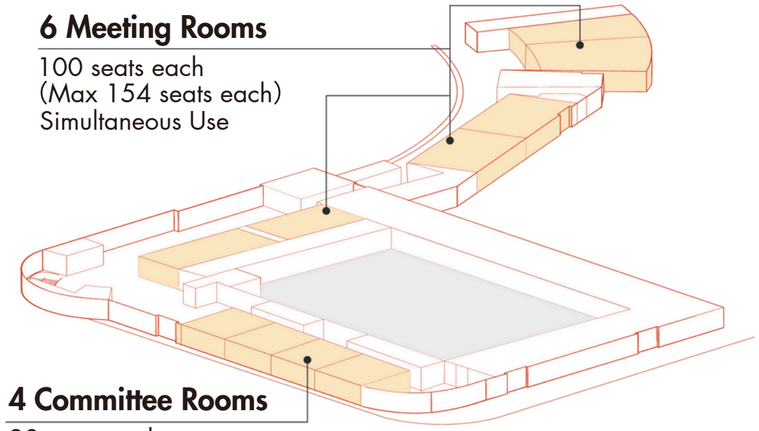

4 Committee Rooms
20 seats each
(Max 54 seats each)

3F

NATIONAL CONVENTION HALL

Speaker's Ready Room

2 Meeting Rooms
100 seats each
(Max 144 seats each)
Simultaneous Use

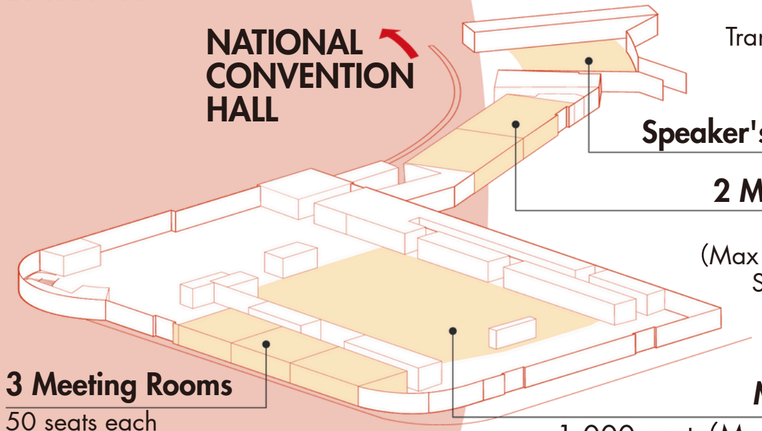

3 Meeting Rooms
50 seats each
Simultaneous Use

Meeting Room
1,000 seats (Max 1,320 seats)
Simultaneous Use
Adequate
Translation Facilities

2F

NATIONAL CONVENTION HALL

EXHIBITION HALL NORTH

INTERCONTINENTAL YOKOHAMA GRAND

Cloakroom

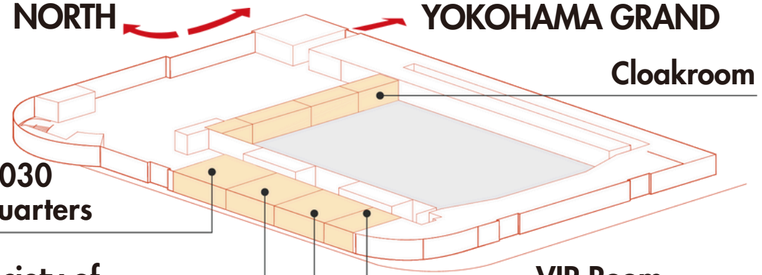

IFOS 2030 Headquarters

ORL Society of Japan Secretariat

IFOS Secreteriat

VIP Room

1F

NATIONAL CONVENTION HALL
EXHIBITION HALL NORTH

INTERCONTINENTAL YOKOHAMA GRAND

Main Hall
1,000 seats
(Max 1,004 seats)
Simultaneous Use
Adequate Translation Facilities

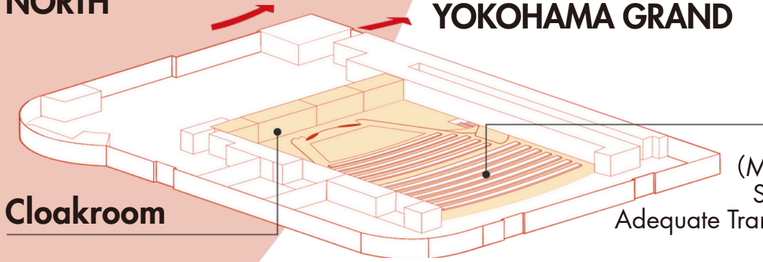

Cloakroom

Floor Plan

Exhibition Hall

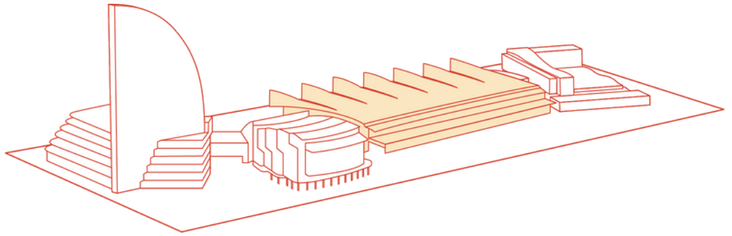

1F

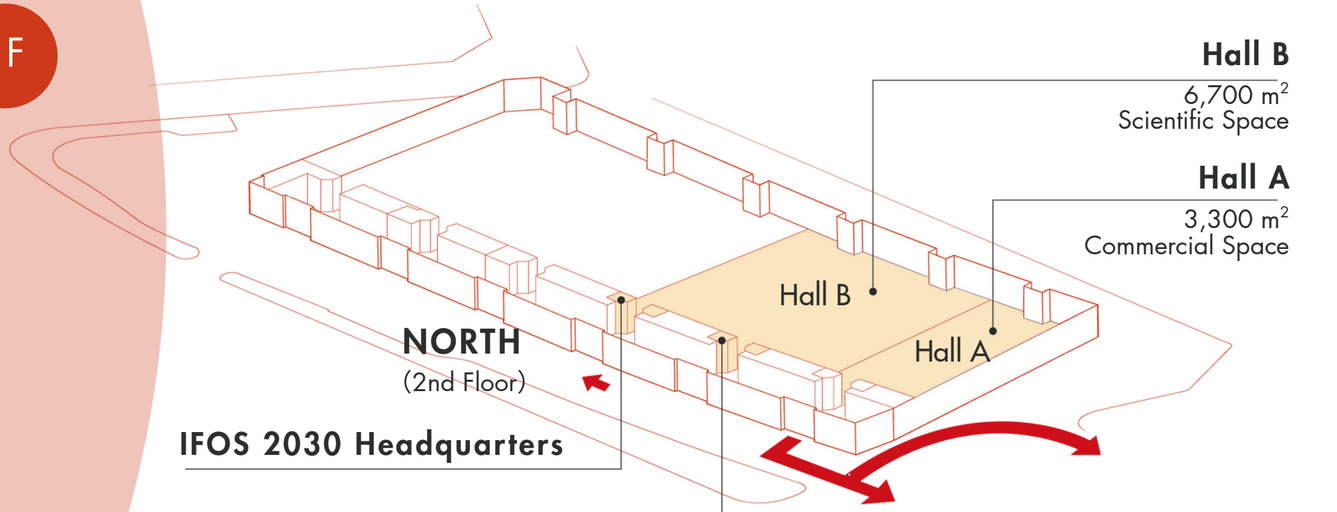

Hall B
6,700 m²
Scientific Space

Hall A
3,300 m²
Commercial Space

Floor Plan

North

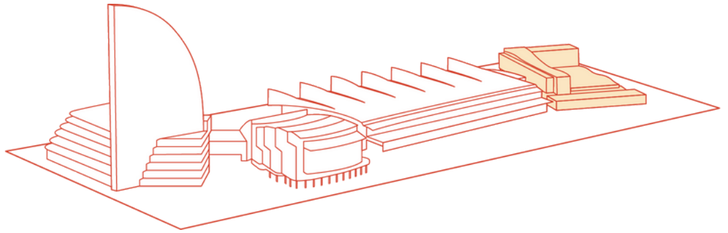

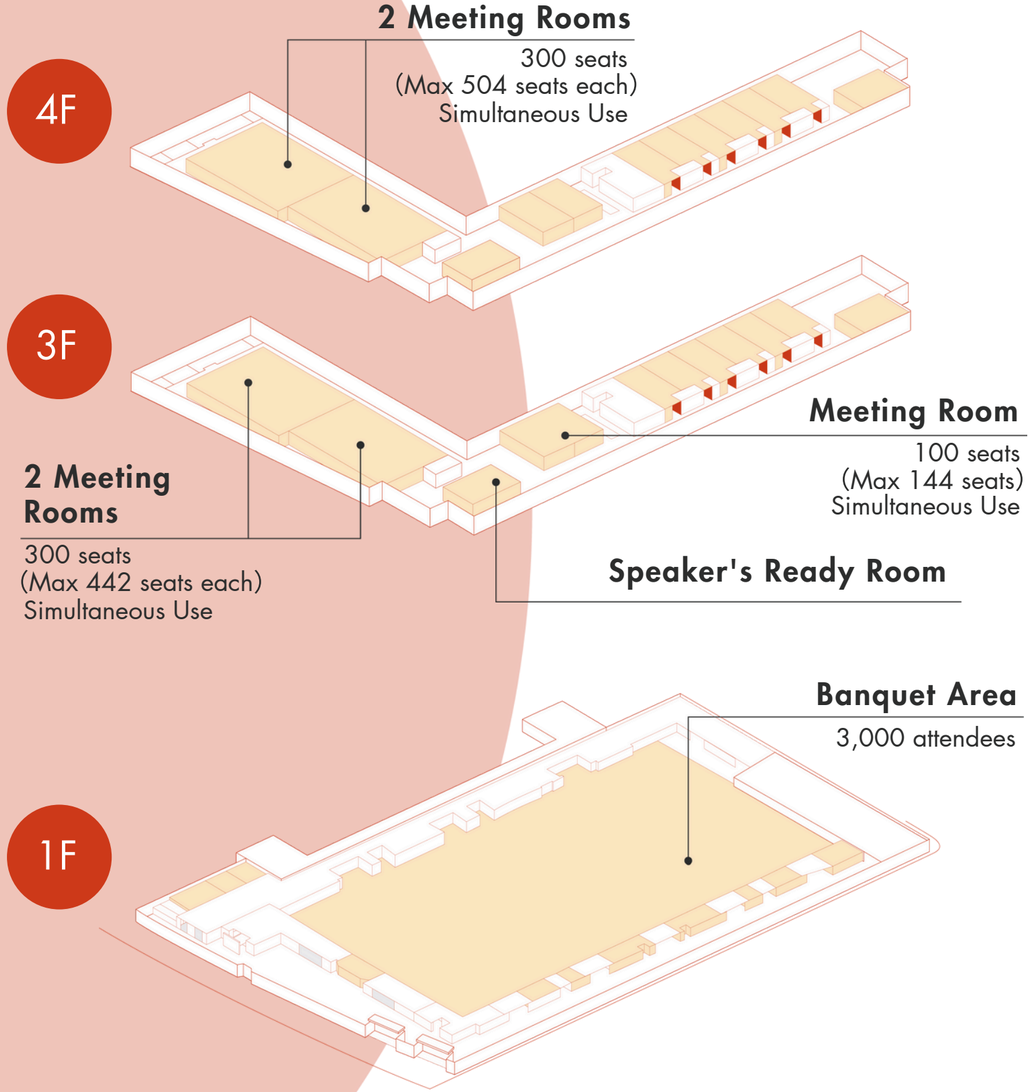

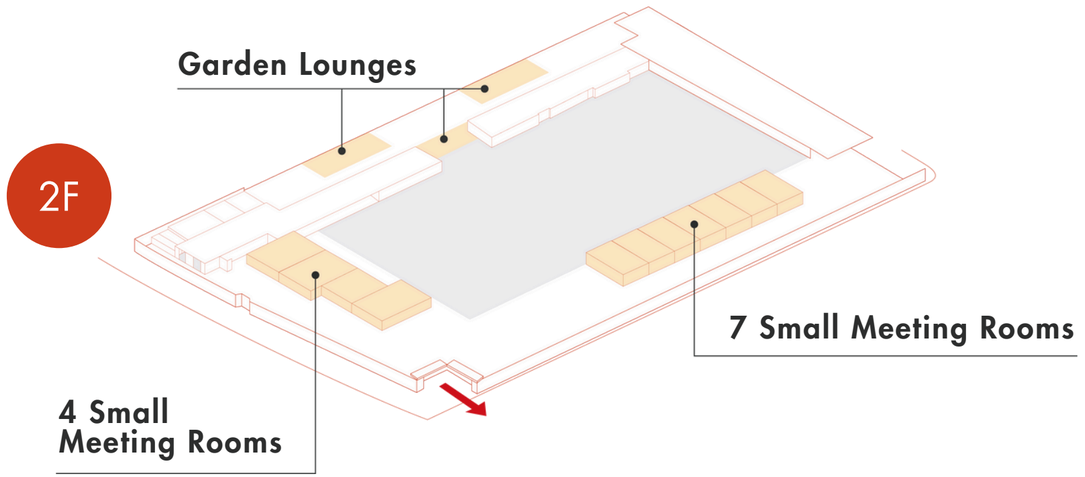

NATIONAL CONVENTION HALL
EXHIBITION HALL / CONFERENCE CENTER

Proven Track Record in Global Events

Yokohama has consistently attracted and hosted major international conferences

Selected Major Conferences at PACIFICO Yokohama		
Year	Conference	Attendance
2010	APEC（Asia-Pacific Economic Cooperation）JAPAN 2010	10,000
2012	The 10th Annual Meeting of the International Society for Stem Cell Research	13,500
2013	The 5th Tokyo International Conference on African Development（TICAD V）	5,000
2014	The 18th ISA World Congress of Sociology	5,000
2016	The 19th International Congress of Cytology	5,000
	The 16th World Congress on Pain（IASP）	5,000
2017	The 18th World Conference on Lung Cancer（IASLC）	6,000
2020	The 9th International Orthodontic Congress	6,000
2024	2024 IEEE International Conference on Robotics and Automation	7,000

Leading Sustainability in MICE

PACIFICO Yokohama has established a “Sustainability Policy” centered on realizing a decarbonized society and a circular economy. As of 2025, its achievements are as follows:

Carbon Neutrality of Energy Consumption

Commitment to 100% Recycling

Locally Powered and Sourced

Safer, More Secure Facilities for All

Collaboration to Energize the Community

Rainwater Utilization

Off-grid Power Through Solar Energy

Certified to International Standard ISO 20121



Accommodation in Yokohama

Comfort Within Reach

Yokohama offers over 20,000 hotel rooms—from five-star luxury to budget-friendly options.
Many properties are within walking distance of PACIFICO Yokohama, ensuring convenience for every guest.
Room rates shown below are average prices between summer and winter 2024 and may vary by season and demand.

Star Rating	Number of Rooms	Average Cost Per Room		
		JPY	USD	EURO
★★★★★★	319	—	—	—
★★★★★	2,679	¥26,435	$188.82	€165.22
★★★★	2,442	¥17,378	$124.13	€108.61
★★★	11,834	¥11,294	$80.67	€70.59
★★	2,325	¥10,650	$76.07	€66.56
★	713	—	—	—
Total	20,312	Excluding tax and service charge		

The hotel's star rating is unique to Yokohama

Hotels Near PACIFICO Yokohama

All within 15-minute walking distance

Luxury & Full-Service Hotels

The Kahala Hotel & Resort Yokohama ★★★★★
Adjacent to PACIFICO Yokohama North in the waterfront Minato Mirai 21 district.
146 rooms, grand ballroom, 4 restaurants.
1 min

InterContinental Yokohama Grand ★★★★★
Directly connected to PACIFICO Yokohama.
594 rooms, grand ballroom, 9 restaurants.
0 min

The Yokohama Bay Hotel Tokyu ★★★★★
Waterfront location, 3-minute walk from the venue.
480 rooms, 2 ballrooms, 6 restaurants.
3 min

Hilton Yokohama ★★★★★
Waterfront location, 12-minute walk from the venue.
339 rooms, 4 ballrooms, 3 restaurants.
12 min

APA Hotel & Resort Yokohama Bay Tower ★★★
Urban resort, 15-minute walk from the venue.
2,311 rooms, large ballroom, 5 restaurants and cafés.
15 min

Upcoming Hotels

Four Seasons Hotel Yokohama (Opening Summer 2028)
338 rooms planned.
15 min

Conrad Yokohama (Opening 2027)
272 rooms planned.
20 min

Practical Hotels in Yokohama

★★ – ★★★

A wide selection of practical, affordable hotels is available throughout Yokohama, especially close to transit hubs. With compact private rooms, reliable Wi-Fi, and essential services, these properties are well suited to congress attendees who value convenience and straightforward comfort.

Explore Minato Mirai

Attractions Nearby

Within a 15-minute walking distance from PACIFICO Yokohama

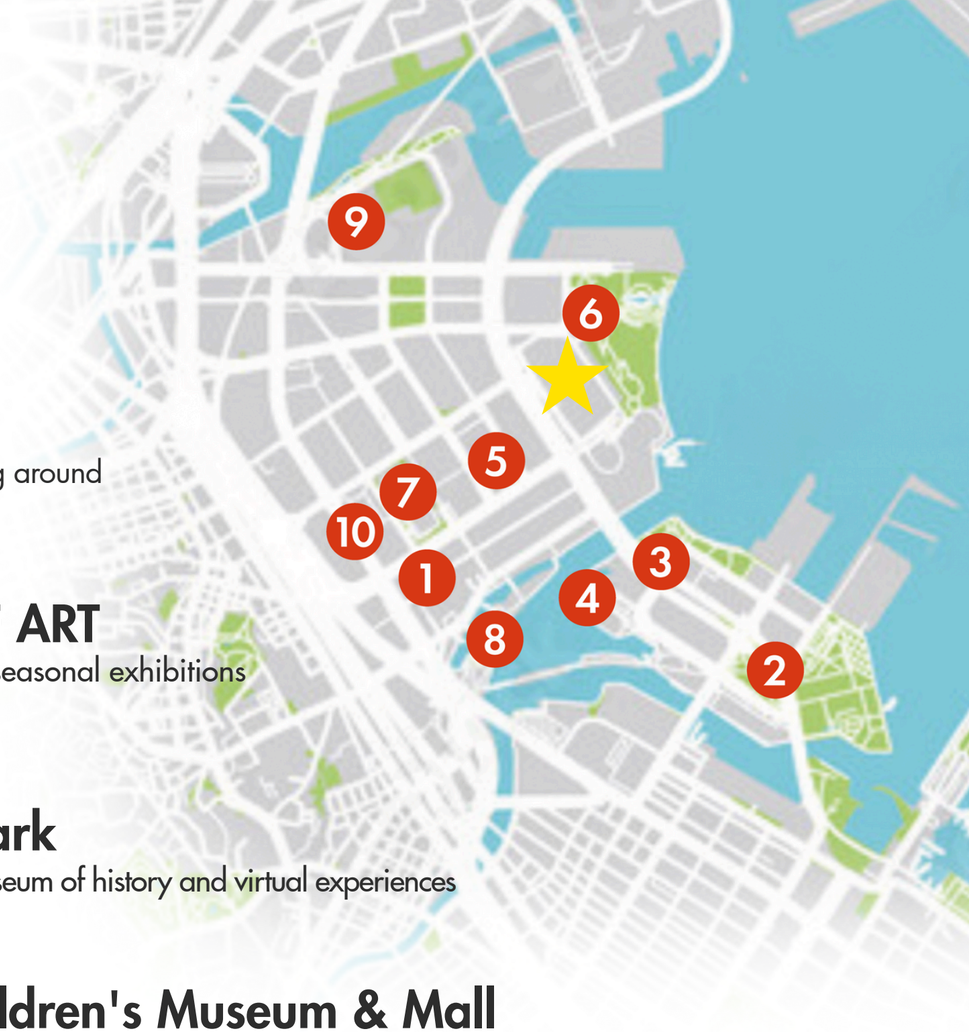

1 Landmark Tower
Sky Garden Observatory of 296m with 360-degree panoramic view of the city
8 min

2 Yokohama Red Brick Warehouse
Shopping & seasonal events in historical buildings in Meiji era
13 min

3 Cupnoodle Museum
Interactive exhibition of ramen culture
7 min

4 Yokohama Cosmoworld
Amusement park with a symbolic ferris wheel
6 min

5 MARK IS minatomirai/ Queen's Square Yokohama
A landmark shopping & dining mall
2 min

6 Rinko Park
The largest waterfront green space for walking around
1 min

7 YOKOHAMA MUSEUM OF ART
Modern and contemporary collections with seasonal exhibitions
9 min

8 Nippon Maru Memorial Park
A historic sailing ship exhibition and a port museum of history and virtual experiences
6 min

9 Yokohama Anpanman Children's Museum & Mall
A museum of popular character in Japanese animation for families with children
10 min

10 Yokohama Minato Mirai Hall/ Mitsubishi Minatomirai Industrial Museum
A music hall and a museum of science and technology in one district
7 min

Excursions in and around Yokohama

All within 2 hours by train or car

Recommendations in Yokohama

Yokohama Chinatown
The largest Chinatown in Japan with vibrant streets to explore and authentic Chinese cuisine to savor.
Within 10 min by train

Sankeien Garden
A Traditional Japanese garden with historic architecture and seasonal beauty.
Within 25 min by bus or taxi

Hakkeijima Sea Paradise
A Marine park with aquariums, rides, and oceanfront views.
Within 40 min by train





Recommendations for Day Trips

Tokyo
Urban culture, shopping, and historic districts like Asakusa and Shibuya.
Within 30 min by train

Kamakura
Coastal town with temples, shrines, and the Great Buddha statue.
Within 30 min by train

Hakone
Hot springs, lake cruises, and views of Mt. Fuji.
Within 90 min by train

Mt. Fuji　(Fujisan area)
Japan's symbolic peak for climbing and hiking with scenic views of lakes and breathtaking nature.
Within 2 hr by train or bus

CVs of Proposed Organizing Committee for IFOS 2030



- Otology/Neurotology
- Laryngology
- Rhinology
- Head and Neck Surgery
- Pediatrics
- Facial Nerve



President

YAMASOBA Tatsuya/MD, PhD

Director, Tokyo Teishin Hospital

H-index 73

Education

MD, Faculty of Medicine, The University of Tokyo, 1983
PhD, The University of Tokyo, 1992

Clinical and Academic History

Assistant Professor, Department of Otolaryngology, The University of Tokyo, 1993
Visiting Research Fellow, Kresge Hearing Research Institute, University of Michigan, 1996
Associate Professor, Department of Otolaryngology, The University of Tokyo, 1999
Chairman and Professor, Department of Otolaryngology, The University of Tokyo, 2007
Director, Tokyo Teishin Hospital, 2023

Honors and Awards

Presidential Citation, Japanese Society of Otorhinolaryngology-Head and Neck Surgery

Positions in International Academic Societies/Editorial Roles in Academic Journals

Asia Oceania ORL-HNS, Board Member, 2015-2023
IFOS, Executive Committee Member, 2017-2026
APSCI, Board Member, 2015-2023, and 2019-President
Collergium ORLAS, 2023-President
International Anti-aging and Regenerative Medicine Organization, Chairman, 2023-Present

Selected Original Papers

Kujoth GC, Yamasoba T, et al. Mitochondrial DNA mutations, oxidative stress, and apoptosis in mammalian aging. Science 309: 481-484, 2005
Umezawa K, Yamasoba T, et al. Rational design of reversible fluorescent probes for live-cell imaging and quantification of fast glutathione dynamics. Nat Chem 9: 279-286, 2017
Matsumoto Y, Yamasoba T, et al. Vascular bursts enhance permeability of tumour blood vessels and improve nanoparticle delivery. Nat Nanotechnol 11: 533-538, 2016
Someya S, Yamasoba T, et al. Age-related hearing loss in C57BL/6J mice is mediated by Bak-dependent mitochondrial apoptosis. PNAS 106: 19432-19437, 2009
Yamasoba T, et al. Inner ear transgene expression following adenoviral vector inoculation in the endolymphatic sac. Hum Gene Ther 10:769-774, 1999
Yamasoba T, et al. Cochlear histopathology associated with mitochondrial tRNALeu(UUR) gene mutation. Neurology 52:1705-1707, 1999.
Yamasoba T et al. Current concepts in age-related hearing loss: epidemiology and mechanistic pathways. Hear Res 303: 30-38, 2013
Iwasaki S, Yamasoba T, et al. Noisy vestibular stimulation increases gait speed in normals and in bilateral vestibulopathy. Brain stimulation 11: 709-715, 2018
Le Prell CG, Yamasoba T, et al. Mechanisms of noise-induced hearing loss indicate multiple methods of prevention. Hearing research 226: 22-43, 2007
Buchman CA, Yamasoba T, et al. Unilateral cochlear implants for severe, profound, or moderate sloping to profound bilateral sensorineural hearing loss: a systematic review and consensus statements. JAMA Otolaryngol Head Neck Surg 146: 942-953, 2020

Self-Introduction on Subspeciality

My specialties are skull base surgery, cochlear implantation, tympanoplasty, stapes surgery, and ear canal reconstruction. I have performed over 700 cochlear implant surgeries, mainly in pediatric cases, and am a member of the international consensus and statement committees on cochlear implants. I have also focused on the development of treatments for sensorineural hearing loss, such as acoustic trauma and age-related hearing loss, based on basic research.



Vice President, Chair, Scientific Committee

HIRANO Shigeru/MD, PhD

Professor, Kyoto Prefectural University of Medicine

H-index 44

Education

MD, Faculty of Medicine, Kyoto University, 1990
PhD, Kyoto University, 1998

Clinical and Academic History

Assistant Professor, Department of Otolaryngology Head and Neck Surgery, Kyoto University, 1998
Associate Professor, Department of Otolaryngology Head and Neck Surgery, Kyoto University, 2005
Professor and Chair, Department of Otolaryngology Head and Neck Surgery, Kyoto Prefectural University of Medicine, 2016

Honors and Awards

Best Paper Award of Journal of Voice, 2010
Best Presentation Award, Japan Society of Anti-aging, 2012
Geim International Innovation Award, Sustainable Industrial Processing Summit, 2019
Presidential Citation Award, American Laryngological Association, 2024
The James Newcomb Award, American Laryngological Association, 2024

Positions in International Academic Societies/Editorial Roles in Academic Journals

International Association of Phonosurgery, Advisory Board Member, 2017-Present
Voice Foundation, Advisory Board Member, 2011 Present
Asia-Pacific Society of Thyroid Surgery, Executive Committee Member, 2016-Present
The Laryngoscope, Editorial Board Member
Otolaryngology Head and Neck Surgery, Editorial Board Member

Selected Original Papers

Sato Y, Sugiyama Y, Ishida T, Inufusa H, You F, Joseph D, Hirano S. The potential role of oxidative stress in modulating airway defensive reflexes. Antioxidants 2025, 14, 568.
Matsushita H, Mukudai S, Hashimoto K, Kaneko M, Sugiyama Y, Branski RC, Hirano S. Transient Receptor Potential Ankyrin 1 Channel Alters Transforming Growth Factor Beta 1/Smad Signaling in Rat Vocal Fold Fibroblasts. Laryngoscope. 2024 Jun 11. Online ahead of print.
Tsujikawa T, Ohno K, Morita K, et al. Clinical, genomic and immune microenvironmental determinants of nivolumab response in head and neck squamous cell carcinoma. Frontiers in Immunology 15: 1390873. 2024. 7.
Kimura A, Tsujikawa T, Morimoto H, Saburi S, Mitsuda J, Mukudai S, Nagao H, Saya S, Ogi H, Miyagawa-Hayashino A, Konishi E, Itoh K, Hirano S. Rapid multiplex immunohistochemistry for characterizing tumor-immune microenvironment. Heliyon 10(13): e33830. 2024. 7.
Kimura A, Yasuda M, Okamoto S, Tsujikawa T, Hirano S. Angiosarcoma arising from nasal cavity; A case report. Acta Oto Laryngologica Case Reports 2024;9(1):41-46.
Morimoto H, Tsujikawa T, Miyagawa-Hayashino A, Kimura A, Saburi S, Murakami N, Kitamoto K, Mukudai S, Nagao H, Saya S, Ogi H, Konishi E, Itoh K, Hirano S. Neutrophil-to-lymphocyte ratio associates with nutritional parameters, intratumoral immune profiles, and clinical outcomes of pembrolizumab in head and neck squamous cell carcinoma. Head Neck. 2024 Feb 12. Online ahead of print.
Hirano, S.; Inufusa, H, You, F. The Effect of Oxidative Stress on the Human Voice. Int. J. Mol. Sci. 2024, 25, 2604.
Hayakawa M, Taylor JN, Nakao R, Mochizuki K, Sawai Y, Hashimoto K, Tabata K, Kumamoto Y, Fujita K, Konishi E, Hirano S, Tanaka H, Komatsuzaki T, Harada Y. Lipid droplet accumulation and adipophilin expression in follicular thyroid carcinoma. Biochem Biophys Res Commun. 2023 Jan 15;640:192-201. Epub 2022
Ogawa M, Mukudai S, Sugiyama Y, Matsushita H, Kinoshita S, Ozawa S, Hashimoto K, Fuse S, Kaneko M, Nakanishi Y, Yoshizaki T, Sotozono C, Hirano S.The Effects of Amniotic Membrane Transplantation on Vocal Fold Regeneration. Laryngoscope. 2022 Oct;132(10):2017-2025. Epub 2021 Dec 24.

Self-Introduction on Subspeciality

I specialize in laryngology and head and neck surgery. I am an expert in laryngeal surgery, including phonomicrosurgery, angiolytic laser, framework surgery, and regenerative surgery for dysphonia and dysphagia. My work also focuses on head and neck oncology and organ preservation for advanced cancer using induction chemotherapy, immunotherapy, and photoimmunotherapy.



Vice President

KAKEHATA Seiji/MD, PhD

Director, Endoscopic Ear Surgery Center, Ota General Hospital

H-index 38

Education

MD, Tohoku University School of Medicine, 1987
PhD, Tohoku University School of Medicine, 1993

Clinical and Academic History

Assistant Professor, Dept. of Otolaryngology, Hirosaki University School of Medicine, 2002
Associate Professor, Dept. of Otolaryngology, Hirosaki University School of Medicine, 2005
Professor and Chairman, Department of Otorhinolaryngology-HNS, Yamagata University Faculty of Medicine, 2011
Deputy Chief, Yamagata University Hospital, 2017
Director, Endoscopic Ear Surgery Center, Ota General Hospital, 2023

Honors and Awards

Positions in International Academic Societies/Editorial Roles in Academic Journals

International Working Group on Endoscopic Ear Surgery, Board Member, 2009-Present
Pan-Asia Working Group on Endoscopic Ear Surgery, President, 2017-Present
The 4th World Congress on Endoscopic Ear Surgery, President, 2022
International Working Group on Endoscopic Ear Surgery, President, 2022-2024

Selected Original Papers

Kakehata S, Santos-Sacchi J. Effects of salicylate and lanthanides on outer hair cell motility and associated gating charge. J Neurosci. 1996 Aug 15;16(16):4881-9.
Kakehata S, Santos-Sacchi J. Membrane tension directly shifts voltage dependence of outer hair cell motility and associated gating charge. Biophys J. 1995 May;68(5):2190-7.
Kakehata S, Sasaki A, Oji K, Futai K, Ota S, Makinae K, Shinkawa H. Comparison of intratympanic and intravenous dexamethasone treatment on sudden sensorineural hearing loss with diabetes. Otol Neurotol. 2006 Aug;27(5):604-8.
Furukawa T, Watanabe T, Ito T, Kubota T, Kakehata S. Feasibility and advantages of transcanal endoscopic myringoplasty. Otol Neurotol. 2014 Apr;35(4):e140-5.
Kakehata S, Nakagawa T, Takasaka T, Akaike N. Cellular mechanism of acetylcholine-induced response in dissociated outer hair cells of guinea-pig cochlea. J Physiol. 1993 Apr;463:227-44.
Ishida A, Ohta N, Suzuki Y, Kakehata S, Okubo K, Ikeda H, Shiraishi H, Izuhara K. Expression of pendrin and periostin in allergic rhinitis and chronic rhinosinusitis. Allergol Int. 2012 Dec;61(4):589-95.

Self-Introduction on Subspeciality

My clinical interests include minimally invasive endoscopic ear surgery, conductive and sensorineural hearing loss, and facial nerve palsy. I have focused on research in cochlear hair cell physiology and hearing regeneration. My funded research includes the study of outer hair cell motility, effects of cholesterol alterations on outer hair cells, regeneration of the facial nerve, and regeneration of auditory nerve fiber growth and synapse formation after ear injury.



General Secretary

KONDO Kenji/MD, PhD

Professor, The University of Tokyo

H-index 42

Education

MD, Faculty of Medicine, The University of Tokyo, 1994
PhD, The University of Tokyo, 2001

Clinical and Academic History

Visiting Research Fellow, Otolaryngology Head and Neck Surgery, UC San Diego, 2004
Assistant Professor, Department of Otorhinolaryngology, The University of Tokyo, 2008
Associate Professor, Department of Otorhinolaryngology, The University of Tokyo, 2016
Professor and Chairman, Department of Otorhinolaryngology, The University of Tokyo, 2023

Honors and Awards

2010 Annual Award, Japan Rhinologic Society

Positions in International Academic Societies/Editorial Roles in Academic Journals

Auris Nasus Larynx, Editorial Board Member, 2019-2023

Selected Original Papers

Someya S, Xu J, Kondo K, Ding D, Salvi RJ, Yamasoba T, Rabinovitch PS, Weindruch R, Leeuwenburgh C, Tanokura M, Prolla TA: Age-related hearing loss in C57BL/6J mice is mediated by Bak-dependent mitochondrial apoptosis. Proc Natl Acad Sci USA 106: 19432-7, 2009
Kondo K, Watanabe K, Sakamoto T, Suzukawa K, Nibu K, Kaga K, Yamasoba T: Distribution and severity of spontaneous lesions in the neuroepithelium and Bowman's glands in mouse olfactory mucosa: age-related progression. Cell Tissue Res 335:489-503, 2009
Kondo K, Suzukawa K, Sakamoto T, Watanabe K, Kanaya K, Ushio M, Yamagu-chi T, Nibu K, Kaga K, Yamasoba T: Age-related changes in cell dynamics of the postnatal mouse olfactory neuroepithelium: cell proliferation, neuronal differentiation and cell death. J Comp Neurol 518: 1962-1975, 2010
Suzukawa K, Kondo K, Kanaya K, Sakamoto T, Watanabe K, Ushio M, Kaga K, Yamasoba T: Age-related changes of the regeneration mode in the mouse peripheral olfactory system following olfactotoxic drug methimazole-induced damage. J Comp Neurol 519: 2154-74, 2011
Baba S, Kondo K, Toma-Hirano M, Kanaya K, Suzukawa K, Ushio M, Suzukawa M, Ohta K, Yamasoba T: Local increase in IgE and class switch recombination to IgE in nasal polyps in chronic rhinosinusitis. Clin Exp Allergy 44:701-12, 2014
Nishijima H, Kondo K, Yamamoto T, Nomura T, Kikuta S, Shimizu Y, Mizushima Y, Yamasoba T: Influence of the location of nasal polyps on olfactory airflow and olfaction. Int Forum Allergy Rhinol 8: 695-706, 2018
Kondo K, Kikuta S, Ueha R, Suzukawa K, Yamasoba T: Age-related olfactory dysfunction: epidemiology, pathophysiology, and clinical management. Front Aging Neurosci 12:208, 2020
Kagoya R, Kondo K, Kishimoto-Urata M, Shimizu Y, Kikuta S, Yamasoba T: A murine model of eosinophilic chronic rhinosinusitis using the topical application of a vitamin D3 analog. Allergy 76: 1432-1442, 2021
Nishijima H, Zunitch MJ, Yoshida M, Kondo K, Yamasoba T, Schwob JE, Holbrook EH: Rapid fluorescent vital imaging of olfactory epithelium. iScience 25: 104222, 2022
Chapman S, Kondo K, Ihara S, Ijichi C, Sato K, Touhara K: Fibronectin in the olfactory mucus increases sensitivity of olfactory receptor response to odorants. Sci Adv 11:eadu7271, 2025

Self-Introduction on Subspeciality

My specialties are endoscopic sinus surgery, septorhinoplasty, management of allergic rhinitis and olfactory dysfunction. I also have a broad area of research interests in rhinology, such as olfactory neuroscience and medicine, pathophysiology of chronic rhinosinusitis and neural mechanism in the pathophysiology of rhinitis.



Vice General Secretary

KUMAI Yoshihiko/MD, PhD

Professor and Chair, Nagasaki University

H-index 21

Education

MD, Kumamoto University Medical School, 1999
PhD (Doctor of Medical Science), Kumamoto University Graduate School of Medicine, 2007

Clinical and Academic History

Resident, Kumamoto University Hospital, 1999
Resident, Department of Otolaryngology Head and Neck Surgery, Osaka Red Cross Hospital, 2001
Assistant Professor, Department of Otolaryngology Head and Neck Surgery, Kumamoto University Hospital, 2017
Associate Professor, Department of Otolaryngology Head and Neck Surgery, Kumamoto University Hospital, 2019
Professor and Chair, Department of Otolaryngology Head and Neck Surgery, Nagasaki University Graduate School of Biomedical Sciences, 2020

Honors and Awards

Positions in International Academic Societies/Editorial Roles in Academic Journals

Annals of Otology, Rhinology and Laryngology, Editorial Board Member, 2016-Present
American Broncho-Esophagological Association（ABEA） International Member, 2016-Present
The Laryngoscope, Editorial Board Member, 2024-Present

Selected Original Papers

Kumai Y, Kobler JB et al.Crosstalk between adipose-derived stem/stromal cells and vocal fold fibroblasts in vitro. 2009 Laryngoscope. 119(4):799-805
Kumai Y, Kobler JB et al. Modulation of vocal fold scar fibroblasts by adipose-derived stem/stromal cells. 2010 Laryngoscope. 120(2):330-7
Kodama H, Kumai Y et al. Potential treatment for vocal fold scar with pirfenidone. Laryngoscope. 2017;128(5):E171-E177.
Kodama H, Kumai Y et al. The Ferret as a Surgical Model for Vocal Fold Scar Creation and Treatment. 2018 Ann Otol Rhinol Laryngol. 127(3):146-154
Yamada T, Kumai Y et al. Effect of Pirfenidone Injection on Ferret Vocal Fold Scars: A Preliminary In Vivo Study. 2020 Laryngoscope.;130(3):726-731.
Soejima S, Kumai Y et al. Validation of a Mouse Model of Dysfunctional Oropharyngeal Swallowing-Induced Aspiration Pneumonia. Laryngoscope. 2025 Jul 4. Online ahead of print.
Soejima S, Kumai Y.et al. Swallowing-related muscle inflammation and fibrosis induced by a single dose of radiation exposure in mice.Lab Anim Res. 2024 Apr 1;40(1):12.
Kumai Y, Miyamoto T, et al. Determining the Efficacy of the Chin-Down Maneuver Following Esophagectomy With Fiberoptic Endoscopic Evaluation of Swallowing. Arch Phys Med Rehabil. 2019 Jun;100(6):1076-1084.
Kumai Y, Yoshida N, et al. Effects of Chin-Down Maneuver on the Parameters of Swallowing Function After Esophagectomy With 3-Field Lymphadenectomy Examined by Videofluoroscopy. Arch Phys Med Rehabil. 2017 Jun;98(6):1174-1179

Self-Introduction on Subspeciality

I have performed ear surgery (approximately 400 cases) and head and neck cancer surgery (approximately 150 cases) to date, while also focusing on the treatment of swallowing disorders. I am a certified otology surgery instructor and head and neck cancer specialist as well. Especially, I am currently focusing on training young otology surgeons. I also work in collaboration with a variety of professionals, serving as the director of both the Head and Neck Tumor Center and the Swallowing Disorders Treatment Center at Nagasaki University Hospital. Through the management of these centers, I oversee the overall treatment of head and neck cancer patients and patients with swallowing disorders at Nagasaki University Hospital.



Treasurer

FUJIEDA Shigeharu/MD, PhD

Director, University of Fukui Hospital, Professor and Chair, University of Fukui

H-index 59

Education

MD, Fukui Medical University, 1986
PhD, Faculty of Medical Science, University of Fukui, 1990

Clinical and Academic History

Visiting Researcher at Clinical Immunology & Allergy, UCLA, 1993
Associate Professor, Department of Otorhinolaryngology, University of Fukui, 1996
Chairman and Professor, Department of Otorhinolaryngology, University of Fukui, 2002
Dean, Faculty of Medical Science, University of Fukui, 2021
Director, University of Fukui Hospital, Vice President, University of Fukui, 2025

Honors and Awards

The 6th Price of Japanese Rhinology Society, 1999
The 10th Allergy Academic Encouragement Award, 2000

Positions in International Academic Societies/Editorial Roles in Academic Journals

Collegium ORLAS 2023, Local Organizing Committee Member
ISIAN & IRS 2024, Scientific Program Committee Member
Asia Oceania ORL-HNS 2027, Finance Committee Member

Selected Original Papers

Gevaert P, Fujieda S, et al. Efficacy and safety of twice per year depemokimab in chronic rhinosinusitis with nasal polyps (ANCHOR-1 and ANCHOR-2): phase 3, randomised, double-blind, parallel trials. Lancet. 405:911-926, 2025
Saito K, Fujieda S, et al. Laundry detergents and surfactants-induced eosinophilic airway inflammation by increasing IL-33 expression and activating ILC2s. Allergy. 78:1878-1892, 2023
Fujieda S, et al. Eosinophilic chronic rhinosinusitis. Allergol Int 68:403-412, 2019
Bachert C, Fujieda S, et al. Efficacy and safety of dupilumab in patients with severe chronic rhinosinusitis with nasal polyps (LIBERTY NP SINUS-24 and LIBERTY NP SINUS-52): results from two multicentre, randomised, double-blind, placebo-controlled, parallel-group phase 3 trials. Lancet. 394:1638-1650, 2019
Ueki S, Fujieda S, et al. Charcot-Leyden crystal formation is closely associated with eosinophil extracellular trap cell death. Blood. 132:2183-2187, 2018
Tokunaga T, Fujieda S, et al. Novel scoring system and algorithm for classifying chronic rhinosinusitis: the JESREC Study. Allergy. 70:995-1003, 2015
Stevens WW, Fujieda S, et al. Cytokines in chronic rhinosinusitis. Role in eosinophilia and aspirin-exacerbated respiratory disease. American journal of respiratory and critical care medicine 192:682-694, 2015
Hirota T, Fujieda S, et al. Genome-wide association study identifies eight new susceptibility loci for atopic dermatitis in the Japanese population. Nat Genet. 44:1222-1226, 2012
Fujieda S, et al. Synthetic oligodeoxynucleotides inhibit IgE induction in human lymphocytes. Am J Respir Crit Care Med. 162:232-239, 2000
Fujieda S, et al. Vasoactive intestinal peptide induces S(alpha)/S(mu) switch circular DNA in human B cells. J Clin Invest. 98:1527-1532, 1996

Self-Introduction on Subspeciality

My specialty is rhinology. I created the JESREC score, a diagnostic criterion and severity classification for eosinophilic sinusitis, which ranks second in the number of citations in global literature on chronic sinusitis over the past 20 years. I am a leading researcher in Japan in the field of antibody drugs. In basic research, I have worked on elucidating the pathogenesis of CRSwNP and ECRS and conducting omics analysis, as well as conducting genetic research on allergic rhinitis and developing sublingual immunotherapy.



Yo-IFOS Representative

TSUJIKAWA Takahiro/MD, PhD

Associate Professor, Kyoto Prefectural University of Medicine

H-index 22

Education

MD, Kyoto Prefectural University of Medicine, 2004
PhD, Graduate School, Kyoto Prefectural University of Medicine, 2009

Clinical and Academic History

Resident, Kyoto Prefectural University of Medicine, 2004
Postdoctoral Researcher, Oregon Health and Science University, 2014
Adjunct Assistant Professor, Oregon Health and Science University, 2017
Assistant Professor, Kyoto Prefectural University of Medicine, 2017
Associate Professor, Kyoto Prefectural University of Medicine, 2020

Honors and Awards

The Best Publish Award, Japan Cooperative Study Group of Basic Research in Head and Neck Cancer
The 2016 Catalyst Award, Oregon Clinical and Translational Research Institute
The Shoren Best Publish Award, Kyoto Prefectural University of Medicine
Research Promotion Award, Japanese Society of Otorhinolaryngology-Head and Neck Surgery
American Head & Neck Society Poster Tour Winner 2025

Positions in International Academic Societies/Editorial Roles in Academic Journals

2nd Joint Meeting of Tri-Head and Neck Society, Science Committee Member, 2024
The 16th Asia Oceania ORL-HNS Congress, Young Generation Committee Member, 2025-Present
Frontiers in Oncology, Review Editor, 2022-Present
Frontiers in Immunology, Topic Editor, 2023-Present

Selected Original Papers

Gunderson AJ, Tsujikawa T, et al. Bruton's Tyrosine Kinase (BTK)-dependent immune cell crosstalk drives pancreas cancer. Cancer Discovery 6(3): 270–285, 2016
Tsujikawa T, Kumar S, Borkar RN, et al. Quantitative multiplex immunohistochemistry reveals myeloid-inflamed tumor-immune complexity associated with poor prognosis. Cell Reports 19(1): 203–217, 2017
Gopalakrishnan V, Tsujikawa T, et al. Gut microbiome impacts response to anti–PD-1 immunotherapy in melanoma patients. Science 359(6371): 97–103, 2018
Means C, Tsujikawa T, et al. Tumor immune microenvironment characteristics of papillary thyroid carcinoma are associated with histopathological aggressiveness and BRAF mutation status. Head & Neck 41(8): 2636–2646, 2019
Tsujikawa T, Mitsuda J, Ogi H, et al. Prognostic significance of spatial immune profiles in human solid cancers. Cancer Science 111(10): 3426–3434, 2020
Tsujikawa T, Crocenzi T, Durham JN, et al. Evaluation of cyclophosphamide/GVAX pancreas followed by Listeria-mesothelin (CRS-207) with or without nivolumab in patients with pancreatic cancer. Clinical Cancer Research 26(14): 3578–3588, 2020
Saburi S, Tsujikawa T, et al. Spatially resolved immune microenvironmental profiling for follicular thyroid carcinoma with minimal capsular invasion. Modern Pathology 35(6): 721–727, 2022
Tsujikawa T, Ohno K, Morita K, et al. Clinical, genomic and immune microenvironmental determinants of nivolumab response in head and neck squamous cell carcinoma. Frontiers in Immunology 15: 1390873, 2024
Morimoto H, Tsujikawa T, et al. Neutrophil-to-lymphocyte ratio associates with nutritional parameters, intratumoral immune profiles, and clinical outcomes of pembrolizumab in head and neck squamous cell carcinoma. Head & Neck 46(8): 1956–1964, 2024
Kimura A, Tsujikawa T, et al. Neoadjuvant therapy-induced immune dynamics and myeloid-associated resistance in advanced head and neck cancer. npj Precision Oncology 9(1): 167, 2025

Self-Introduction on Subspeciality

My subspecialty is head and neck oncologic surgery focused on functional preservation; I have completed over 1,000 procedures including neoadjuvant chemotherapy and photoimmunotherapy. I direct one of Japan's largest photoimmunotherapy programs for locoregionally recurrent disease integrating the global Phase III RM-1929 trial. My clinical practice seamlessly integrates precision surgery with emerging immunomodulatory therapies to maximize tumor control while preserving functional outcomes.



Scientific Committee, Facial

HATO Naohito/MD, PhD

Dean, Ehime University School of Medicine

H-index 36

Education

MD, Faculty of Medicine, Ehime University, 1989
PhD, Ehime University, 1996

Clinical and Academic History

Assistant Professor, Department of Otolaryngology, Ehime University, 1996
Visiting Research Fellow, Department of Otolaryngology, Stanford University, 1999
Associate Professor, Department of Otolaryngology, The University of Tokyo, 2008
Chairman and Professor, Department of Otolaryngology, Ehime University, 2014
Dean, Ehime University School of Medicine, 2023

Honors and Awards

Encouragement Award of the Japan Otological Society
Ehime Medical Association Award

Positions in International Academic Societies/Editorial Roles in Academic Journals

Middle Ear Mechanics in Research and Otology, General Secretary, 2003
International Facial Nerve Symposium, Scientific Committee Member, 2022

Selected Original Papers

Fujiwara T, Hato N, et al. Summary of Japanese clinical practice guidelines for Bell's palsy (idiopathic facial palsy) - 2023 update edited by the Japan Society of Facial Nerve Research. Auris Nasus Larynx 51(5):840-845. 2024
Teraoka M, Hato N, et al. Role of Oxidative Stress in Sensorineural Hearing Loss. Int J Mol Sci 9;25(8):4146, 2024
Hato N, Fujiwara T, et al. Yanagihara facial nerve grading system as a prognostic tool in Bell's palsy. Otol Neurotol.35(9):1669-72, 2014
Hato N, Kohno H, et al. Role of nitric oxide in the onset of facial nerve palsy by HSV-1 infection. JAMA Otolaryngol Head Neck Surg139(12):1339-42, 2013
Hato N, Nota J, et al. Facial nerve decompression surgery using bFGF-impregnated biodegradable gelatin hydrogel in patients with Bell palsy. Otolaryngol Head Neck Surg 146(4):641-6, 2012
Hato N, Murakami S, et al. Steroid and antiviral treatment for Bell's palsy. Lancet 31;371(9627):1818-20, 2007
Hato N, Yamada H,et al, Valacyclovir and prednisolone treatment for Bell's palsy: a multicenter, randomized, placebo-controlled study. Otol Neurotol 28(3):408-13, 2007
Hato N, Matsumoto S, et al. Efficacy of early treatment of Bell's palsy with oral acyclovir and prednisolone. Otol Neurotol 24(6):948-51, 2003
Hato N, Kisaki H, et al. Ramsay Hunt syndrome in children. Ann Neurol 48(2):254-6, 2000
Murakami S, Hato N, et al. Treatment of Ramsay Hunt syndrome with acyclovir-prednisone: significance of early diagnosis and treatment. Ann Neurol 41(3):353-7, 1997

Self-Introduction on Subspeciality

My specialties are the facial nerve, cochlear implants, bone conduction implants, tympanoplasty, and stapes surgery. I have performed over 2,000 tympanoplasties and over 300 cochlear implant surgeries. I am also working on elucidating the pathology of facial nerve paralysis, researching facial nerve regeneration, and developing bone conduction implants based on basic research.



Scientific Committee, Head and Neck

INOHARA Hidenori/MD, PhD

Professor and Chair, The University of Osaka

H-index 09

Education

MD, Faculty of Medicine, The University of Osaka, 1987
PhD, Graduate School of Medicine, The University of Osaka, 1992

Clinical and Academic History

Junior-Resident, The University of Osaka Hospital, 1987-1988
Visiting Fellow, Cancer Metastasis Program, Michigan Cancer Foundation (Karmanos Cancer Institute), Detroit, Michigan, 1992-1995
Assistant Professor, Department of Otolaryngology, The University of Osaka School of Medicine, 1995-2000
Associate Professor, Department of Otolaryngology, The University of Osaka Graduate School of Medicine, 2000-2009
Professor and Chair, Department of Otorhinolaryngology and Head and Neck Surgery, The University of Osaka Graduate School of Medicine, 2009-Present

Honors and Awards

Medical Research Encouragement Prize of The Japan Medical Association, 2011
Research Grant Award, The Princess Takamatsu Cancer Research Fund, 2015

Positions in International Academic Societies/Editorial Roles in Academic Journals

Auris Nasus Larynx, Editorial Board Member, 2010-2012
Auris Nasus Larynx, Deputy Editor, 2012-2014
Cancer Science, Editorial Board Member, 2019-Present
The Asia-Pacific Society of Thyroid Surgery, Executive Committee Member
2nd Joint Meeting of Tri-Head and Neck Society, Co-chair

Selected Original Papers

Sasa N, Kishikawa T, Mori M, Ito R, Mizoro Y, Suzuki M, Eguchi H, Tanaka H, Fukusumi T, Suzuki M, Takenaka Y, Nimura K, Okada Y, Inohara H. Intratumor heterogeneity of HPV integration in HPV-associated head and neck cancer. Nat Commun. 2025 Jan 26;16(1):1052.
Tanaka H, Suzuki M, Takemoto N, Fukusumi T, Eguchi H, Takai E, Kanai H, Tatsumi M, Horie M, Takenaka Y, Yachida S, Inohara H. Performance of oral HPV DNA, oral HPV mRNA and circulating tumor HPV DNA in the detection of HPV-related oropharyngeal cancer and cancer of unknown primary. Int J Cancer. 2022 Jan 1;150(1):174-186.
Takemoto N, Seo Y, Nakahara S, Yoshioka Y, Teshima T, Fujii T, Isohashi F, Otani K, Yoshii T, Takenaka Y, Suzuki M, Fukusumi T, Hanamoto A, Yasui T, Michiba T, Yamamoto Y, Shimamoto S, Tanaka H, Tatsumi M, Ogawa K, Inohara H. Radiation Therapy Alone for Human Papillomavirus-Related Squamous Cell Carcinoma of the Oropharynx: A Single-Arm, Phase 2 Study. Int J Radiat Oncol Biol Phys. 2021 Jun 1;110(2):403-411.
Tanaka H, Takemoto N, Horie M, Takai E, Fukusumi T, Suzuki M, Eguchi H, Komukai S, Tatsumi M, Isohashi F, Ogawa K, Yachida S, Inohara H. Circulating tumor HPV DNA complements PET-CT in guiding management after radiotherapy in HPV-related squamous cell carcinoma of the head and neck. Int J Cancer. 2021 Feb 15;148(4):995-1005.
Cho H, Kishikawa T, Tokita Y, Suzuki M, Takemoto N, Hanamoto A, Fukusumi T, Yamamoto M, Fujii M, Ohno Y, Inohara H. Prevalence of human papillomavirus in oral gargles and tonsillar washings. Oral Oncol. 2020 Jun;105:104669. Epub 2020 Apr 4. Erratum in: Oral Oncol. 2021 Sep;120:105478.
Nakagawa T, Shimizu S, Watanabe T, Yamaguchi O, Otsu K, Yamagata H, Inohara H, Kubo T, Tsujimoto Y. Cyclophilin D-dependent mitochondrial permeability transition regulates some necrotic but not apoptotic cell death. Nature. 2005 Mar 31;434(7033):652-8.
Bartolazzi A, Gasbarri A, Papotti M, Bussolati G, Lucante T, Khan A, Inohara H, Marandino F, Orlandi F, Nardi F, Vecchione A, Tecce R, Larsson O; Thyroid Cancer Study Group. Application of an immunodiagnostic method for improving preoperative diagnosis of nodular thyroid lesions. Lancet. 2001 May 26;357(9269):1644-50.
Inohara H, Honjo Y, Yoshii T, Akahani S, Yoshida J, Hattori K, Okamoto S, Sawada T, Raz A, Kubo T. Expression of galectin-3 in fine-needle aspirates as a diagnostic marker differentiating benign from malignant thyroid neoplasms. Cancer. 1999 Jun 1;85(11):2475-84.
Inohara H, Akahani S, Koths K, Raz A. Interactions between galectin-3 and Mac-2-binding protein mediate cell-cell adhesion. Cancer Res. 1996 Oct 1;56(19):4530-4.
Inohara H, Raz A. Functional evidence that cell surface galectin-3 mediates homotypic cell adhesion. Cancer Res. 1995 Aug 1;55(15):3267-71.

Self-Introduction on Subspeciality

I have performed numerous surgeries for all types of head and neck cancers, including thyroid cancer. I have served as the primary investigator for multi-center collaborative research on chemoradiotherapy for locally advanced head and neck squamous cell carcinoma and chemotherapy for recurrent and /or metastatic head and neck squamous cell carcinoma.



Scientific Committee, Laryngology

KATORI Yukio/MD, PhD

Vice Director, Tohoku University Hospital, Professor, Tohoku University

H-index 33

Education

MD, Faculty of Medicine, Tohoku University, 1988
PhD, Tohoku University Graduate School of Medicine, 2024

Clinical and Academic History

Research Fellow, Department of Communication and Neuroscience, Keele University, 1994
Associate Professor, Department of Otorhinolaryngology-Head and Neck Surgery, Tohoku University, 2008
Chief Consultant, Division of Otolaryngology, Sendai City Hospital, 2009
Professor and Chairman, Department of Otorhinolaryngology-Head and Neck Surgery, Tohoku University, 2013
Vice Director, Tohoku University Hospital, 2023

Honors and Awards

Presidential Citation, The Japan Broncho-esophagological Society

Positions in International Academic Societies/Editorial Roles in Academic Journals

EACP, Board Member, 2018-2026, President, 2023

Selected Original Papers

Katori Y, Hackney CM, et al. Immunoreactivity of sensory hair bundles of the guinea-pig cochlea to antibodies against elastin and keratan sulphate. Cell Tissue Res. 284: 473-479., 1996
Minowa O, Katori Y, et al. Altered cochlear fibrocytes in a mouse model of DFN3 nonsyndromic deafness. Science. 285: 1408-1411, 1999
Fukuchi M, Katori Y, et al. Increased von Willebrand factor in the endocardium as a local predisposing factor for thrombogenesis in overloaded human atrial appendage. J Am Coll Cardiol. 37: 1436-1442, 2001
Kudo T, Katori Y, et al. Transgenic expression of a dominant-negative connexin26 causes degeneration of the organ of Corti and non-syndromic deafness. Human Mol Genetics. 12: 995-1004, 2003
Katori Y, Yamamoto M, et al. Fetal developmental change in topographical relationship between the human lateral pterygoid muscle and buccal nerve. J Anatomy 220(4):384-95, 2012
Honkura Y, Katori Y, et al. NRF2 is a key target for prevention of noise-induced hearing loss by reducing oxidative damage of cochlea. Scientific Reports. 18;6:19329, 2016
Kawamoto-Hirano A, Katori Y, et al. Submucosal elastic laminae of the middle and lower pharynx: a histological study using elderly cadaveric specimens. Dysphagia. 31(5):635-643, 2016
Oishi T, Katori Y, et al. Activation of the NRF2 pathway in Keap1-knockdown mice attenuates progression of age-related hearing loss. NPJ aging and mechanisms of disease. 6(1):14, 2020
Suzuki J, Katori Y, et al. Fatty acid binding protein type 7 deficiency preserves auditory function in noise-exposed mice. Scientific Reports. 13(1):21494, 2023
Hashimoto H, Katori Y, et al. Nrf2 Deficiency Exacerbates the Decline in Swallowing and Respiratory Muscle Mass and Function in Mice with Aspiration Pneumonia. International journal of molecular sciences. 25(21): 11829, 2024

Self-Introduction on Subspeciality

My clinical specialities are diagnosis and surgical treatment of voice and swallowing disorders. Research specialities are the prevention of age-related hearing loss and noise-induced hearing loss. Especially I and department staff are focused on the control of oxidative stress by Nrf2-Keap1 system in hearing, swallowing, and aspiration pneumonia. I have also continued histological research in the head and neck region.



Scientific Committee, Otology/Neurotology

KOJIMA Hiromi/MD, PhD

Director, The Jikei University Hospital, Professor and Chair, The Jikei University School of Medicine

H-index 23

Education

MD, Faculty of Medicine, The Jikei University School of Medicine, 1987
PhD, The Jikei University School of Medicine, 1995

Clinical and Academic History

Research Fellowship at Dana-Farber Cancer Institute, Harvard University, 1995
Assistant Professor, Department of Otorhinolaryngology, The Jikei University School of Medicine,1999
Associate Professor, Department of Otorhinolaryngology, The Jikei University School of Medicine, 2006
Chairman and Professor, Department of Otorhinolaryngology, The Jikei University School of Medicine, 2013

Honors and Awards

Kanasugi Award, Department of Otorhinolaryngology, The Jikei University School of Medicine

Positions in International Academic Societies/Editorial Roles in Academic Journals

Auris Nasus Larynx, Editorial Board Member, -Present
EASO, International Advisory Committee Member, 2015-2024.
Politzer Society, Board Member, 2019-2022
The Journal of International Advanced Otology, Editorial Board Member, -Present
The 7th East Asian Symposium on Otology 2022, President.

Selected Original Papers

Kojima H, Komori M,et al. Comparison between endoscopic and microscopic stapes surgery. Laryngoscope. 124:266-71, 2014
Kojima H, Sakurai Y, et al. Cochlear implantation in patients with chronic otitis media. Auris Nasus Larynx. 37:415-21, 2010
Kojima H, Tanaka Y, et al. Congenital cholesteatoma clinical features and surgical results. Am J Otolaryngol.;27:299-305, 2006
Kojima H, Iida M, et al. Enhancement of Cisplatin sensitivity in squamous cell carcinoma of the head and neck transfected with a survivin antisense gene. Arch Otolaryngol Head Neck Surg. 132:682-5. 2006
Kojima H, Miyazaki H,et al. Molecular biological diagnosis of congenital and acquired cholesteatoma on basis of differences in telomere length. Laryngoscope;111:867-73, 2001
Kojima H, Endo K, et al. Alnemri E, Slapak C, et al. Abrogation of mitchondrial cytocrome C release and caspase-3 activation in acquired multidrug resistance. J Biol Chem; 273: 16647-50, 1998
Kojima H, Tanaka Y,et al. Cell proliferation and apoptosis in human middle ear cholesteatoma. Arch Otolaryngol Head Neck Surg; 124: 261-4, 1998.
Kojima H, Matsuhisa A, et al. Expression of messenger RNA for keratinocyte growth factor in human cholesteatoma. Arch Otolaryngol Head Neck Surg; 122: 157-60, 1996
Kojima H, Datta R. Involvement of a CrmA-insensitive ICE/CED-3-like protease in ceramide-induced apoptosis. Oncol Res; 8: 397-401. 1996
Yamamoto, K;;(...); Kojima, H. Cell sheet transplantation prevents inflammatory adhesions: A new treatment for adhesive otitis media. Regen Ther.;18:457-463, 2021

Self-Introduction on Subspeciality

I specialize in inflammatory diseases of the middle ear, with a particular focus on cholesteatoma, ossicular malformation, otosclerosis, and adhesive otitis media. In addition, my team is conducting research to elucidate the pathology of cholesteatoma and to promote regeneration of the middle ear mucosa. The mucosal regeneration project is currently advancing to clinical trials, and its clinical application is expected in the near future.



Scientific Committee, Rhinology

MORI Eri/MD, PhD

Senior Lecturer, The Jikei University School of Medicine

H-index 15

Education

MD, Faculty of Medicine, University of Tsukuba, 2003
PhD, The Jikei University School of Medicine, 2013

Clinical and Academic History

Clinical Fellow, Department of Otorhinolaryngology, St. Luke's International Hospital, 2009
Visiting Research Fellow, Smell and Taste Clinic, Technical Dresden University, 2013
Assistant Professor, Department of Otorhinolaryngology, The Jikei University School of Medicine, 2014
Lecturer, Department of Otorhinolaryngology, The Jikei University School of Medicine, 2017

Honors and Awards

Kanasugi Award, 2009
Research Encouragement Award, The Jikei University School of Medicine, 2020
Japanese Rhinologic Society Award, 2023

Positions in International Academic Societies/Editorial Roles in Academic Journals

Clinical Olfactory Working Group (COWoG), Menber, 2020-Present
Australian journal of Otorhinolaryngology, Editorial Board Member, 2020-Present
Auris Nasus Larynx, Editorial Board Member, 2022-Present
Journal for Oto-Rhino-Laryngology, Head and Neck Surgery, Associate Editor, 2023-Present
Journal for Rhinology, Editorial Board Member, 2025-Present

Selected Original Papers

Sakurai R, Mori E, et al. The relationship between intravenous olfactory test and taste disorder in patients with olfactory disorder. Rhinology 63(1):70–76, 2025.
Yonezawa N, Mori E, et al. Characteristics of higher depressive tendency in the patients with olfactory disorder. Eur Arch Otorhinolaryngol 281:4817–4825, 2024.
Tanaka H, Mori E, et al. Efficacy of normalizing serum zinc level for patients with olfactory dysfunction and zinc deficiency. ORL J Otorhinolaryngol Relat Spec 86:73–81, 2024.
Tei M, Mori E, et al. Assessing parosmia patients: a study on the evaluation method using a self-administered odor questionnaire for parosmia. Rhinology 62:566–575, 2024.
Suzuki R, Mori E, et al. Olfactory dysfunction in Japanese children with moderate-to-severe allergic rhinitis. Auris Nasus Larynx 50:904–910, 2023.
Miwa T, Mori E, et al. Olfactory and taste dysfunctions caused by COVID-19: a nationwide study. Rhinology 61:552–560, 2023.
Miyamura K, Mori E, et al. Relationship of lesion location to postoperative steroid use in eosinophilic chronic rhinosinusitis. Laryngoscope 133:2511–2516, 2023.
Tanaka H, Mori E, et al. Relationship between the severity of olfactory dysfunction and serum zinc levels. Eur Arch Otorhinolaryngol 280:3329–3236, 2023.
Mori E, Ueha R, et al. Squamous and respiratory metaplasia after olfactory mucosal resection. Front Neurosci 15:695653, 2022.
Mori E, Sekine R, et al. Maturation of odour identification ability and related factors in children. Rhinology 59(6):511–516, 2021.

Self-Introduction on Subspeciality

I specialize in rhinology, with a focus on olfaction, chronic rhinosinusitis, and endoscopic sinus surgery. I have performed over 2,000 endoscopic procedures and am a member of the Clinical Olfactory Working Group. I've been invited to give international lectures on olfactory disorders and to serve as a demonstrator at cadaver dissection courses abroad, contributing to academic and surgical education worldwide.



Scientific Committee, Pediatrics

MORIMOTO Noriko/MD, PhD

Head, National Center for Child Health and Development

H-index 19

Education

MD, Faculty of Medicine, Niigata University, 1994
PhD, Keio University, 2003

Clinical and Academic History

Resident, Department of Otolaryngology, Keio University, 1994
Research Fellow, Department of Otolaryngology, Baylor College of Medicine,1998
Physician, Department of Otolaryngology, National Center for Child Health and Development,1999
Head, Department of Otolaryngology, National Center for Child Health and Development, 2014

Honors and Awards

Award of Japan Otological Society, 2005

Positions in International Academic Societies/Editorial Roles in Academic Journals

European society of Pediatric Otolaryngology, Liaison Member, 2025-Present

Selected Original Papers

Kishimoto Y, Morimoto N, et al. National epidemiological survey on pharyngeal, laryngeal, and tracheal stenosis in Japan: A National survey on airway stenosis. Auris Nasus Larynx. 51:911-916, 2024
Kubota H, Morimoto N, et al. Intratracheal Amylase Levels and Salivary Aspiration in Children with Tracheostomy. JMA J. 16:435-437, 2024.
Ito Y, Morimoto N, et al. Clinical Practice Guidelines for the Management of Congenital Cytomegalovirus Infection in Japan 2023: Executive Summary. Pediatr Infect Dis J. 43; 390-396, 2024
Hara M, Morimoto N, et al. Virus-related stimuli modulate SARS-CoV-2 entry factor expression in pediatric tonsillar epithelial cells in vitro. Allergy 77: 2240-2242, 2022
Sakamoto N, Morimoto N, et al. Sleep duration, snoring prevalence, obesity, and behavioral problems in a large cohort of primary school students in Japan. Sleep 40; 1-8, 2017
Tsuboi N, Morimoto N, et al. Pediatric tracheostomy - survival and long-term outcomes. Int J Pediatr Otolaryngol 89: 81-85, 2016
Morimoto N, et al. CT and endoscopic evaluation of larynx and trachea in mucopolysaccharidoses. Molecular genetics and metabolism 112: 154-159, 2014
Matsunaga T, Morimoto N, et al. A prevalent founder mutation and genotype–phenotype correlations of OTOF in Japanese patients with auditory neuropathy, Clinical genetics 82; 425-432, 2012
Miyasaka M, Morimoto N, et al. CT and MR imaging for pediatric cochlear implantation: emphasis on the relationship between the cochlear nerve canal and the cochlear nerve. Pediatric radiology 40; 1509-1516, 2010
Morimoto N, et al. Hearing loss in Turner syndrome. The Journal of pediatrics 149: 697-701, 2006

Self-Introduction on Subspeciality

I specialize in pediatric otolaryngology, with a particular focus on pediatric airway disorders and pediatric hearing loss. I lead surgical treatments for complex airway conditions such as craniofacial anomaly-associated airway stenosis, laryngeal malformations, and laryngotracheal stenosis. In the field of pediatric hearing, I am especially interested in neonatal hearing screening and congenital cytomegalovirus (CMV) infection. My work aims to improve early diagnosis and intervention for children with hearing impairment.



Scientific Committee, Rhinology

OTORI Nobuyoshi/MD, PhD

Professor, The Jikei University School of Medicine

H-index 32

Education

MD, The Jikei University School of Medicine, 1989
PhD, The Jikei University School of Medicine, 2003

Clinical and Academic History

Visiting Research Fellow, Huddinge Unversity, Karolinska Institute, Sweden, 1995
Associate Professor, Department of Otolaryngology, The Jikei University School of Medicine, 2007
Professor, Department of Otolaryngology, The Jikei University School of Medicine, 2013

Honors and Awards

American academy of Otorhinolaryngology-Head and Neck Surgery 2011 Annual Meeting: Foundation's award

Positions in International Academic Societies/Editorial Roles in Academic Journals

IRS Board Member 2023-Present
ISIAN and IRS 2024, President
ISIAN Vice General Secretary, 2024-Present

Selected Original Papers

Takizawa Y, Morino T, Takagi R, Otori N, et al. Effect of basic fibroblast growth factor with collagen/gelatin fixture in a rabbit model of nasal septum perforation. Regenerative Therapy 25, 387-394, 2024.
Takeda T, Omura K, Aoki S, Otori N, et al. Olfactory dysfunction management following unilateral cranial resection for olfactory neuroblastoma. Rhinology 62 (5), 557-565, 2024.
Fokkens WJ, Lund VJ, Hopkins C, Hellings PW, Kern R, Otori N, et al. European position paper on rhinosinusitis and nasal polyps 2020. Rhinology 58 (Suppl S29), 2020.
Tokunaga T, Sakashita M, Haruna T, Otori N, et al. Novel scoring system and algorithm for classifying chronic rhinosinusitis: the JESREC Study. Allergy 70 (8), 995-1003, 2015.
Nakayama T, Yoshikawa M, Asaka D, Okushi T, Matsuwaki Y, Otori N, et al. Mucosal eosinophilia and recurrence of nasal polyps-new classification of chronic rhinosinusitis. Rhinology 49 (4), 392, 2011.
Otori N, Haruna S, Moriyama H. Endoscopic endonasl or transmaxillary repair of orbital floor fracture: a study of 88 patients treated In our department. Acta Otolaryngol (Stockh) 123: 718-723, 2003.
Otori N, Haruna S, Kamio M, Ohashi G, Moriyama H. Endoscopic transethmosphenoidal approach for pituitary tumors with image guidance. Am J Rhinol 15: 381-386 2001.
Otori N, Paydas G, Stierna P, Westrin. The anti-inflammatory effect of fusafungine during experimentally induced rhinosinusitis in the rabbit. Eur Arch Otorhinolaryngol 255: 195-201, 1998.
Otori N, Carlsöö B, Stierna P. Changes in glycoconjugate expression of the sinus mucosa during experimental sinusitis: a lectin histochemical study of the epithelium and goblet cell development. Acta Otolaryngol (Stockh) 118: 248-256, 1998.
Otori N, Carlsöö B, Stierna P. Lectin expression during wound healing of the rabbit sinus mucosa: a study of regenerating epithelium and polyp formation. ORL 60: 339-345, 1998.

Self-Introduction on Subspeciality

My specialty in rhinology lies in the surgical management for persistent nasal and sinus diseases, sinonasal tumors and skull-base diseases. Computer assisted surgery, development of high-tech devices, development of surgical training systems and evaluation of surgeon's skill to standardize safe and effective surgical methods are also the topics of his recent research work.



Scientific Committee, Otology/Neurotology

SUNAMI Kishiko/MD, PhD

Professor, Osaka Metropolitan University

H-index 20

Education

MD, Osaka City University School of Medicine, 1993
PhD, Osaka City University Graduate School of Medicine, 1999

Clinical and Academic History

Assistant Professor, Department of Otolaryngology Head and Neck Surgery, Osaka City University Graduate School of Medicine, 2014-2016
Associate Professor, Department of Otolaryngology Head and Neck Surgery, Osaka City University Graduate School of Medicine, 2018-2019
Professor, Department of Otolaryngology Head and Neck Surgery, Osaka Metropolitan University Graduate School of Medicine, 2019-present

Honors and Awards

Positions in International Academic Societies/Editorial Roles in Academic Journals

Selected Original Papers

Yamamoto Y, Kamiya T, Yano M, Huyen VT, Oishi M, Nishio M, Suzuki A, Sunami K, Ohtani N. Oral Microbial Profile Analysis in Patients with Oral and Pharyngeal Cancer Reveals That Tumoral Fusobacterium nucleatum Promotes Oral Cancer Progression by Activating YAP. Microorganisms. 2023 Dec 10;11(12):2957.
Yokota C, Fujimoto K, Yamakawa N, Kono M, Miyaoka D, Shimohigoshi M, Uematsu M, Watanabe M, Kamei Y, Sugimoto A, Kawasaki N, Yabuno T, Okamura T, Kuroda E, Hamaguchi S, Sato S, Hotomi M, Akeda Y, Ishii KJ, Yasutomi Y, Sunami K, Uematsu S. Prime-boost-type PspA3 + 2 mucosal vaccine protects cynomolgus macaques from intratracheal challenge with pneumococci. Inflamm Regen. 2023 Nov 15;43(1):55.
Teranishi Y, Jin D, Takano S, Sunami K, Takai S. Decrease in number of mast cells in resected nasal polyps as an indicator for postoperative recurrence of chronic rhinosinusitis. Immun Inflamm Dis. 2019 Sep;7(3):191-200. Epub 2019 Jun 17.
Kammerer R, Rüttiger L, Riesenberg R, Schäuble C, Krupar R, Kamp A, Sunami K, Eisenried A, Hennenberg M, Grunert F, Bress A, Battaglia S, Schrewe H, Knipper M, Schneider MR, Zimmermann W. Loss of mammal-specific tectorial membrane component carcinoembryonic antigen cell adhesion molecule 16 (CEACAM16) leads to hearing impairment at low and high frequencies. J Biol Chem. 2012 Jun 22;287(26):21584-98. Epub 2012 Apr 27.
Hüfner K, Derfuss T, Herberger S, Sunami K, Russell S, Sinicina I, Arbusow V, Strupp M, Brandt T, Theil D. Latency of alpha-herpes viruses is accompanied by a chronic inflammation in human trigeminal ganglia but not in dorsal root ganglia. J Neuropathol Exp Neurol. 2006 Oct;65(10):1022-30.
K.Sunami, A.Ishii, S.Takano, H.Yamamoto, T.Sakashita, M.Tanaka, Y.Watanabe, H.Yamane, Neural mechanisms of phonemic restoration for speech comprehension revealed by magnetoencephalography. Brain Res. 2013
K.Sunami, R.Tochino, T.Zushi, H.Yamamoto, Y.Tokuhara, H.Iguchi, M.Takayama, K.Konishi, H.Yamane, Positional and positioning nystagmus in healthy subjects under videonystagmoscopy. Acta Otolaryngol. 554: 35-37
K.Sunami, R.Tochino, Y.Tokuhara, H.Yamamoto, H.Yamane, Effects of cigarettes and alcohol consumption in benign paroxysmal positioning vertigo Acta Otolaryngol 126: 834-838

Self-Introduction on Subspeciality

My specialty is the diagnosis and treatment of vertigo and balance disorders. In addition, I am specialized in ear surgeries, including tympanoplasty, stapes surgery, and surgical interventions for middle ear malformations. My research has focused on the pathophysiology of Ménière's disease, clinical studies on the epidemiology of BPPV, basic research on the inner ear, and investigations into the central mechanisms of speech and language processing.



Scientific Committee, Laryngology

UEHA Rumi/MD, PhD

Director, Swallowing Center, The University of Tokyo Hospital

H-index 21

Education

MD, Faculty of Medicine, Nara Medical University, 2003
PhD, The University of Tokyo, 2017

Clinical and Academic History

Specially Appointed Clinical Physician, Department of Otolaryngology, The University of Tokyo hospital, 2010
Visiting Researcher, Department of Pathology, University of Michigan, 2012
Assistant Professor, Department of Otolaryngology, The University of Tokyo, 2012
Visiting Researcher, Department of Otolaryngology, University of California Davis, 2018
Director, Associate Professor, Swallowing Center, The University of Tokyo Hospital, 2021

Honors and Awards

The Excellence Award at 16th Scientific Meeting of Japanese Society of Anti-Aging Medicine, 2016
The First Place in the Poster Competition at 64th American Rhinologic Society, 2018
First Prize, Management Improvement Project, the University of Tokyo Hospital, 2022
First Prize, Management Improvement Project, the University of Tokyo Hospital, 2023
Shining Woman Award 2023, the Oto-Rhino-Laryngological Society of Japan, 2024

Positions in International Academic Societies/Editorial Roles in Academic Journals

Auris Nasus Larynx, Associate Editor, 2020-present
Frontiers in Surgery, Associate Editor, 2022-present

Selected Original Papers

Ueha R, Dealino MA, Koyama M, et al. Improved pharyngeal contraction and oral intake status after modified central-part laryngectomy for late-stage ALS. Otolaryngology Head and Neck Surgery, 173(1):154-161, 2025.
Nanjyo K, Ueha R, Dealino MA, et al. A retrospective study of cricotracheostomy: indications, techniques, and clinical outcomes. Otolaryngol Head Neck Surg, 172(3):953-959, 2025.
Matsumoto N, Ueha S, Ueha R, et al. HPV6-induced gene expression signature in recurrent respiratory papillomatosis. Laryngoscope, 52(4): 381-387, 2025.
Katsuno T, Ueha R, Nanjyo K, et al. Swallowing Virtual Reality as a Novel Diagnostic Tool for Severe Dysphagia after Deep Neck Infection. Dysphagia, 40(1):305-309, 2025.
Katsuno T, Ueha R, Fujisaki A, et al. Differences in residual volume above different tracheostomy tube cuffs depending on tube structure, tube tilt angle, and liquid viscosity. Eur Arch Otorhinolaryngol, 281(1):311-317, 2024.
Cotaoco C, Ueha R, Koyama M, et al. Swallowing improvement surgeries: a review. Eur Arch Otorhinolaryngol, 281(6):2807-2817, 2024.
Unno T, Ueha R, Tatebayashi M. Lateral neck bulging and pain on swallowing in a young man. JAMA Otolaryngol Head Neck Surg, 50(6):519-520, 2024.
Miura C, Ueha R, Dealino AM, et al. A narrative review of basic and clinical studies for vocal fold regeneration therapies. Auris Nasus Larynx, 51(6): 052-1059, 2024.
Ueha R, Koyama M, Seto A, et al. Esophageal Dysmotility in Multiple System Atrophy: A Retrospective Cross-Sectional Study. J Clin Med, 13(17):5026, 2024.
Ueha R, Magdayao BR, Koyama M, et al. Aspiration prevention surgeries: a review. Respir Res, 24(1):43, 2023.

Self-Introduction on Subspeciality

My work primarily focuses on the medical and surgical management of dysphagia, airway surgery, and olfactory disorders. I have performed over 200 swallowing surgeries, 500 voice surgeries, and lots of airway surgeries. I have explored innovative approaches with virtual reality system in airway, voice, and swallowing surgeries. Additionally, my work in olfactory receptor cell regeneration and the effects of aging on the olfactory system highlights my commitment to advancing treatment options for patients with sensory impairments.



Scientific Committee, Head and Neck

YOSHIMOTO Seiichi/MD, PhD

Chief, National Cancer Center Hospital, Tokyo

H-index 24

Education

MD, Faculty of Medicine, The University of Tokyo, 1991
PhD, Saitama Medical University, 2010

Clinical and Academic History

Attending, Department of Head and Neck, Cancer Institute Hospital of JFCR, 1995
Visiting Research Fellow, Department of Otolaryngology, University of Pittsburgh, 2001
Deputy Chief, Department of Head and Neck, Cancer Institute Hospital of JFCR, 2001
Deputy Chief, Department of Head and Neck Surgery, National Cancer Center Hospital, 2008
Chief, Department of Head and Neck Surgery, National Cancer Center Hospital, 2013

Honors and Awards

The SPIO (The Society for Promotion of International Oto-Rhino-Laryngology) Award 2010

Positions in International Academic Societies/Editorial Roles in Academic Journals

IFHNOS, Executive Committee Member, 2023-Present

Selected Original Papers

Yoshimoto S, et al. Factors involved in free flap thrombosis after reconstructive surgery for head and neck cancer. Auris Nasus Larynx. 37:212-216, 2010
Yoshimoto S, Kawabata K, et al. Analysis of 59 cases with free flap thrombosis after reconstructive surgery for head and neck cancer. Auris Nasus Larynx. 37:205-211, 2010
Yoshimoto S, et al. Japanese Board Certification System for head and neck surgeons. Auris Nasus Larynx 41:327-330, 2014
Hasegawa Y, Yoshimoto S, et al. Neck Dissections Based on Sentinel Lymph Node Navigation Versus Elective Neck Dissections in Early Oral Cancers: A Randomized, Multicenter, and Noninferiority Trial. J Clin Oncol. 39:2025-2036, 2021
Kobayashi K, Yoshimoto S, et al. Full-coverage TP53 deep sequencing of recurrent head and neck squamous cell carcinoma facilitates prognostic assessment after recurrence. Oral Oncol. 113:105091, 2021
Kobayashi K, Yoshimoto S, et al. Current topics and management of head and neck sarcomas. Jpn J Clin Oncol. 53:743-756, 2023
Saito Y, Yoshimoto S, et al. Elective neck dissection for T3-T4N0 laryngeal carcinoma: evidence from Japan's National Head and Neck Cancer Registry. Int J Clin Oncol. 28:209-220, 2023
Omura G, Yoshimoto S, et al. Survival Outcome Superiority of Total Pharyngolaryngectomy Compared with Chemoradiotherapy for T4aM0 Hypopharyngeal Squamous Cell Carcinoma: A Nationwide Database Study of Japan. Ann Surg Oncol. 31:8206-8213, 2024
Kobayashi K, Yoshimoto S, et al. An Institutional Experience of Core Needle Biopsy with Cooperative Implementation by Pathologists and Head and Neck Oncologists in Salivary Gland Carcinoma. Head Neck Pathol. 18:122, 2024
Kawakita D, Yoshimoto S, et al. Head and neck cancer registry of Japan. Auris Nasus Larynx. 52:122-126, 2025

Self-Introduction on Subspeciality

My specialities are sentinel node biopsy, head and neck sarcoma, open conservation surgery, skull base surgery, upper mediastinal surgery, salvage surgery after CRT, education for head and neck surgeons, head and neck cancer registry, and terminal care in patients with head and neck cancer.



Young Committee Member, Facial

FUJITA Takeshi/MD, PhD

Associate Professor, Kobe University

H-index 17

Education

MD, Kobe University, 2005
PhD, Kobe University Graduate School of Medicine, 2012

Clinical and Academic History

Research Fellow, Massachusetts Eye and Ear Infirmary, 2014
Assistant Professor, Kindai University Hospital, 2016
Assistant Professor, Kobe University Hospital, 2019
Associate Professor, Kobe University Hospital, 2023

Honors and Awards

The Otological Society of Japan Award, 2024

Positions in International Academic Societies/Editorial Roles in Academic Journals

The Association for Research in Otolaryngology, Member, 2010-Present
International Otopathology Society, Member, 2016-Present
Frontiers in Neurology, Neuro-otology Editorial Board Member, 2022-Present

Selected Original Papers

Zheng L, Fujita T, et al. Three-dimensional terahertz near-field imaging evaluation of cochlea. Optica 12: 437-44, 2025
Takeda H, Fujita T, et al. Cochlear Signal Intensity Changes in Vestibular Schwannoma: A Balanced Fast Field-Echo (bFFE) MRI Study. Front. Neurol 16: 1549869, 2025
Fujita T, et al. A Robot for Transcanal Endoscopic Ear Surgery with Gimbal-based Rotational Linkage and Linear Guide Rail Mechanisms. Adv Biomed Eng 14:146-154, 2025
Fujita T, et al. miR-431 secreted by human vestibular schwannomas increases the mammalian inner ear's vulnerability to noise trauma. Front Neurol. 14:1268359, 2023
Yokoi J, Fujita T, et al. Vestibular function after simultaneous bilateral cochlear implantation in adults. Front Neurol. 14:1304927, 2023
Vasilijic S, Fujita T, et al. Identification of immune-related candidate biomarkers in plasma of patients with sporadic vestibular schwannoma. Sci Adv 9(45):eadf7295, 2023
Fujita T, et al. The prevalence of vestibular schwannoma among patients treated as sudden sensorineural hearing loss. Auris Nasus Larynx 46(1):78-82, 2019
Zhao Y, Fujita T, et al. Targeting the cMET pathway augments radiation response without adverse effect on hearing in NF2 schwannoma models. PNAS 115(9):E2077-E2084, 2018
Soares VY, Fujita T, et al. Extracellular vesicles derived from human vestibular schwannomas associated with poor hearing damage cochlear cells. Neuro Oncol 18(11): 1498-1507, 2016
Fujita T, et al. Increased Inner Ear Susceptibility to Noise Injury in Mice with Streptozotocin-Induced Diabetes. Diabetes 61(11): 2980-6, 2012

Self-Introduction on Subspeciality

My specialty is comprehensive otological surgery, including skull base surgery for external auditory canal cancer, temporal bone tumor surgery, cochlear implantation, tympanoplasty, and stapes surgery. In addition to my surgical practice, I provide clinical care for conditions such as hereditary hearing loss. My research focuses on the development of assistive technologies for ear surgery (e.g., surgical robots), advanced inner ear imaging techniques, and basic research on acoustic neuromas.



Young Committee Member, Laryngology

HIRANO-KAWAMOTO Ai /MD, PhD

Assistant Professor, Tohoku University Hospital

H-index 10

Education

MD, Niigata University School of Medicine, 2008
PhD, Tohoku University Graduate School of Medicine, 2017

Clinical and Academic History

Assistant Professor, Department of Otolaryngology Head and Neck Surgery, Tohoku University Graduate School of Medicine, 2018
Clinical Lecturer, Department of Otolaryngology Head and Neck Surgery, Tohoku University Graduate School of Medicine, 2021

Honors and Awards

Positions in International Academic Societies/Editorial Roles in Academic Journals

Selected Original Papers

Hirano-Kawamoto A, et al. Development of the occipitopetrosal junctions: A histological study using human fetuses. Anat Rec Online ahead of print, 2025
Hirano-Kawamoto A, et al. Development and growth of fasciae in and around the esophageal hiatus: a histological study using human fetuses. Surg Radiol Anat 47:16, 2024
Watanabe K, Hirano A, et al. Long-term voice evaluation after arytenoid adduction surgery in patients with unilateral vocal fold paralysis. Eur Arch Oto-Rhino-Laryngol 280: 5011–5017, 2023
Kawamoto-Hirano A, et al. Bedside evaluation of swallowing function to predict aspiration pneumonia in Duchenne muscular dystrophy. Auris Nasus Larynx 50: 247–253, 2023
Kambayashi T, Hirano-Kawamoto A, et al. The characteristics of dysphagia and the incidence of pneumonia in Myotonic dystrophy type 1 patients especially concerning swallowing function evaluated by endoscopy. Auris Nasus Larynx 49: 1003-1008, 2022
Watanabe K, Hirano A, Honkura Y, Kashima K, Shirakura M, Katori Y. Complications of using Gore-Tex in medialization laryngoplasty: case series and literature review. Eur Arch Otorhinolaryngol 276: 255–261, 2019
Hirano-Kawamoto A, et al. Enteric neurons of the esophagus: an immunohistochemical study using donated elderly cadavers. Surg Radiol Anat 39: 477–484, 2017
Kawamoto-Hirano A, et al. Submucosal Elastic Laminae of the Middle and Lower Pharynx: A Histological Study Using Elderly Cadaveric Specimens. Dysphagia 31: 635–643, 2016
Kawamoto A, et al. Cricothyroid Articulation in Elderly Japanese With Special Reference to Morphology of the Synovial and Capsular Tissues. J Voice 30: 538–548, 2016
Kawamoto A, et al. Central-part laryngectomy is a useful and less invasive surgical procedure for resolution of intractable aspiration. Eur Arch Oto-Rhino-Laryngol 271: 1149–1155, 2014

Self-Introduction on Subspeciality

My specialty is laryngology, and I treat voice disorders and swallowing disorders in clinical practice. Although I am not yet a highly experienced physician, I have performed more than 60 laryngoplasty procedures and more than 200 laryngeal microsurgery procedures.



Young Committee Member, Otology/Neurotology

HOSOYA Makoto/MD, PhD

Assistant Professor, Keio University

H-index 16

Education

MD, School of Medicine, Keio University, 2010
PhD, Keio University, 2017

Clinical and Academic History

Instructor, Department of Otolaryngology Head and Neck Surgery, Keio University, 2017
Assistant Professor, Department of Otolaryngology Head and Neck Surgery, Keio University, 2023

Honors and Awards

Medical Research Encouragement Prize of The Japan Medical Association
Research Encouragement Award of the Japanese Society of Otorhinolaryngology-Head and Neck Surgery
Research Encouragement Award of General Assembly of the Japan Medical Congress

Positions in International Academic Societies/Editorial Roles in Academic Journals

Orphanet Journal of Rare Diseases, Section Editor

Selected Original Papers

Hosoya M, et al. Cell-specific α and β subunit expression patterns of Na+/K+-ATPases in the common marmoset cochlea. Scientific Reports 15.1 (2025): 26814.
Hosoya M, et al. Novel continuous and quantitative intraoperative facial nerve-monitoring system for temporal bone lesions. European Archives of Oto-Rhino-Laryngology (2025): 1-10.
Hosoya M, et al. A primate model animal revealed the inter-species differences and similarities in the subtype specifications of the spiral ganglion neurons. Scientific reports 14.1 (2024): 25166.
Hosoya M, et al. Distribution of macrophages in the developing cochlea of the common marmoset, a primate model animal. Frontiers in Immunology 14 (2023): 1229414.
Hosoya M, et al. Development of cochlear spiral ligament fibrocytes of the common marmoset, a nonhuman model animal. Scientific reports 13.1 (2023): 11789.
Hosoya M, et al. A novel intraoperative continuous monitoring method combining dorsal cochlear nucleus action potentials monitoring with auditory nerve test system. Journal of Otolaryngology-Head & Neck Surgery 52.1 (2023): s40463-023.
Hosoya M, et al. Development of the stria vascularis in the common marmoset, a primate model. Scientific reports 12.1 (2022): 19811.
Hosoya M, et al. Neuronal development in the cochlea of a nonhuman primate model, the common marmoset. Developmental Neurobiology 81.8 (2021): 905-938.
Hosoya M, et al. The common marmoset as suitable nonhuman alternative for the analysis of primate cochlear development. The FEBS Journal 288.1 (2021): 325-353.

Self-Introduction on Subspeciality

My areas of expertise include otology, neurotology, and skull base surgery. As both a clinician and researcher, I am passionate about exploring the pathophysiological mechanisms, diagnostics, and treatments related to hearing loss.



Young Committee Member, Otology/Neurotology

KOYAMA Hajime/MD, PhD

Assistant Professor, The University of Tokyo,

H-index 07

Education

MD, Faculty of Medicine, The University of Tokyo, 2012
PhD, The University of Tokyo, 2022

Clinical and Academic History

Assistant Professor, Department of Otolaryngology, Kindai University, 2018
Assistant Professor, Department of Otolaryngology, The University of Tokyo, 2021

Honors and Awards

Young Investigator Award, Japan Otological Society

Positions in International Academic Societies/Editorial Roles in Academic Journals

Selected Original Papers

Koyama H, et al. Comparison of demographic background and postoperative outcome of unilateral, sequential, and simultaneous cochlear implantation in pediatric patients. Int J Pediatr Otorhinolaryngol. 112391, 2025.
Koyama H, et al. Prediction of Cochlear Implant Fitting by Machine Learning Techniques. Otology and Neurotology. 45(6), 643-650, 2024.
Otsuka A, Hajime Koyama et al. Comparison of Endoscopic and Microscopic Surgery for the Treatment of Acquired Cholesteatoma by EAONO/JOS Staging. Healthcare. 12(17):1737. 2024.
Koyama H. Machine learning application in otology. Auris, nasus, larynx. 51(4), 666-673. 2024.
Hosoya M, Koyama H, et al. Recent advances in Otology: Current landscape and future direction. Auris Nasus Larynx. 51(3), 605-616. 2024.
Koyama H, et al. Heavy Metal Exposure: Molecular Pathways, Clinical Implications, and Protective Strategies. Antioxidants. 13(1) 76. 2024
Koyama H, et al. Application of Machine Learning to Predict Hearing Outcomes of Tympanoplasty. The Laryngoscope. 133(9), 2371-2378. 2023.
Koyama H, et al. Etiology, Severity, Audiogram Type, and Device Usage in Patients with Unilateral Moderate to Profound Sensorineural Hearing Loss in Japan. Journal of Clinical Medicine. 12(13):4290. 2023.
Koyama H, et al. Machine Learning Technique Reveals Prognostic Factors of Vibrant Soundbridge for Conductive or Mixed Hearing Loss Patients. Otology and Neurotology. 42:e1286-e1292. 2021.
Koyama H, et al. Alteration of Vestibular Function in Pediatric Cochlear Implant Recipients. Frontiers in Neurology. 12:661302, 2021.

Self-Introduction on Subspeciality

I specialize in otologic surgeries, including tympanoplasty, stapes surgery, and cochlear implantation. I have performed more than 1,000 otology surgeries and was elected the youngest instructor of otology surgeon by the Japan Otological Society. I have also forcused on the clinical application of artificial intelligence in otology.



Young Committee Member, Otology/Neurotology

KURIHARA Sho/MD, PhD

Assistant Professor, The Jikei University School of Medicine

H-index 09

Education

MD, The Jikei University School of Medicine, 2009
PhD, The Jikei University School of Medicine, 2022

Clinical and Academic History

Assistant Professor, The Jikei University Hospital, 2018
Assistant Professor, Miyazaki University Hospital, 2021
Assistant Professor, The Jikei University Hospital, 2022
Senior Assistant Professor, The Jikei University Hospital, 2023
Visiting Associate Professor, Stanford University, 2024

Honors and Awards

East Asian Symposium on Otology Travel Grant “Highly Efficient, Well-reproducible Cochlear Organoids Derived from Human Induced Pluripotent Cells: A Candidate Method of the Drug Development for Spiral Ganglion Neuropathy”, 2018
Japan XR Science Forum 2020 in US Midwest Gold Poster Award “Analyses of Spiral Ganglion Neuropathy with Otic Organoids Derived from Human Induced Pluripotent Stem Cells”, July 2020
The Japanese Society for Regenerative Medicine Young Investigator Award “Otic Organoids Containing Spiral Ganglion Neuron-Like Cells Derived from Human Induced Pluripotent Stem Cells as a Model of Drug-Induced Neuropathy”, 2022
Date-kai Prize for Outstanding Dissertation (Academic Year 2021), Jikei University School of Medicine, 2022
Otorhinolaryngology Research Investigator Award, Japanese Society of Otorhinolaryngology-Head and Neck Surgery, 2023

Positions in International Academic Societies/Editorial Roles in Academic Journals

Selected Original Papers

Jeong M, Kurihara S, Stankovic K. An In Vitro Oxidative Stress Model of the Human Inner Ear Using Human-Induced Pluripotent Stem Cell-Derived Otic Progenitor Cells. Antioxidants, 13(11), Nov 16, 2024
Hosoya M#, Kurihara S#, Koyama H#, Komune N#. Recent advances in Otology: Current landscape and future direction. Auris Nasus Larynx. 2024 Jun;51(3):605-616. (#contributed equally)
Kurashina Y#, Kurihara S#, Kubota T, Hirabayashi M, Miyahara H, Takatsuka S, Ogawa Y, Fujioka M, Okano J H, Onoe H. Adeno-associated virus encapsulating alginate microspheres for gene transfer. Adv Health Sci. 2024 May;13(12):e2303546. (#contributed equally)
Kurihara S, Nakamura T, Ganaha A, Kubuki K, Saruwatari E, Matsui K, Tono T. Pros and Cons of a Bone Conduction Device Implanted in the Worse Hearing Ear of Patients with Asymmetric Hearing Loss. Front. Audiol. Otol., 15 February 2024
Kurihara S, Nakamura T, Kubuki K, Koga H, Goto T, Shimoara S, Ganaha A, Yamada Y, Takahashi K, Tono T. Hearing outcome and predictors after implanting bone conduction or middle ear implants in ears with refractory otitis media. J.Clin. Med. 2023, 12(12), 4086
Kurihara S*, Tei M, Hata J, Mori E, Fujioka M, Matsuwaki Y, Otori N, Kojima H, Okano J H*. MRI Tractography Reveals the Human Odor Olfactory Nerve Map Connecting the Olfactory Epithelium and Olfactory Bulb. Commun Biol. 2022 Sep 6;5(1):843. (* corresponding author)
Hirabayashi M, Kurihara S*, Ito R, Kurashina Y, Yamamoto Y, Kojima H, Asakura T*. Combined Use of Finite Element Analysis and Audiometry Provides Insights into the Pathogenesis of Conductive Hearing Loss. Front. Bioeng. Biotechnol. 2022 Sep 2;10:967475. (* corresponding author)
Kurihara S, Fujioka M, Hirabayashi M, Yoshida T, Hosoya M, Nagase M, Kato F, Ogawa K, Okano H, Kojima H, Okano HJ. Otic Organoids Containing Spiral Ganglion Neuron-like Cells Derived from Human-induced Pluripotent Stem Cells as a Model of Drug-induced Neuropathy. Stem Cells Transl Med. 2022 Mar 31;11(3):282-296.
Kurihara S, Fujioka M, Hata J, Yoshida T, Hirabayashi M, Yamamoto Y, Ogawa K, Kojima H, Okano HJ. Anatomical and Surgical Evaluation of the Common Marmoset as an Animal Model in Hearing Research. Front Neuroanat. 2019 Jun 6;13:60.
Kurihara S, Fujioka M, Yoshida T, Koizumi M, Ogawa K, Kojima H, Okano HJ. A Surgical Procedure for the Administration of Drugs to the Inner Ear in a Non-Human Primate Common Marmoset (Callithrix jacchus). J Vis Exp. 2018 Feb 27;(132):56574.

Self-Introduction on Subspeciality

My clinical subspecialty is the treatment of hearing loss. I perform surgeries such as cochlear implantation, bone conduction implant placement, and cholesteatoma surgery. I am also engaged in research aimed at developing novel therapies for sensorineural hearing loss and diagnostic technologies for sensory disorders. My work includes regenerative approaches using stem cells and organoid models to explore future treatment strategies.



Young Committee Member, Laryngology

KURITA Takashi/MD, PhD

Associate Professor, Kurume University School of Medicine

H-index 15

Education

MD, Kurume University School of Medicine, 2007
PhD, Kurume University Graduate School of Medicine, 2015

Clinical and Academic History

Clinical Fellow, Department of Otolaryngology Head and Neck Surgery, Kurume University, 2009
Diagnostic Pathologist, Department of Pathology, Kurume University School of Medicine, 2012
Research Fellow, Department of Otolaryngology, Vanderbilt University, 2015
Assistant Professor, Department of Otolaryngology Head and Neck Surgery, Kurume University, 2021

Honors and Awards

Best Paper Award, Japan Laryngological Association, 2015

Positions in International Academic Societies/Editorial Roles in Academic Journals

Selected Original Papers

Kurita T, et al. Origin of Vocal Fold Stellate Cells in the Human Macula Flava. The Annals of otology, rhinology, and laryngology 124:698-705, 2015.
Kurita T, et al. Pathological mechanisms of laryngeal papillomatosis based on laryngeal epithelial characteristics. Laryngoscope Investig Otolaryngol 4: 89-94, 2019
Pitman MJ, Kurita T, et al. Vibratory function and healing outcomes after small intestinal submucosa biomaterial implantation for chronic vocal fold scar. Laryngoscope 128(4):901-908, 2017.
Mizuta M, Kurita T, et al. In-Vivo Measurement of Vocal Fold Surface Resistance. Laryngoscope.127(10): E364-E370, 2017.
Mizuta M, Kurita T, et al. Structurally and Functionally Characterized In Vitro Model of Rabbit Vocal Fold Epithelium. Tissue and Cell. 49(3): 427-434, 2017.
Sato K, Kurita T, et al. Cytoskeleton of newborn vocal fold stellate cells. Laryngoscope. 124(11):2551-2554, 2014.
Sato K, Kurita T, et al. Distribution of Label-Retaining Cells and their Properties in the Newborn Vocal Fold Mucosa. J Voice 37(4): 473-478, 2021
Sueyoshi S, Umeno H, Kurita T, et al. Long-term outcomes of basic fibroblast growth factor treatments in patients with vocal fold scarring, aged vocal fold, and sulcus vocalis. Auris Nasus Larynx 2021; 48:949-955.
Umeno H, Tanaka HI, Kurita T, et al. Long-Term Effects of Fat Injection Laryngoplasty in Relation to the Injected Fat Volume in Patients With Unilateral Vocal Fold Paralysis. J Voice 39:512-519, 2025.
Sato K, Kurita Tet al. Three-dimensional fine structures of the maculae flavae of the human vocal fold using correlative light and electron microscopy. Laryngoscope Investig Otolaryngol 2022; 7:1943-1950.

Self-Introduction on Subspeciality

My clinical specialities are laryngology as well as head and neck cancer. I am working on endolaryngeal microsurgery, injection laryngoplasty, laryngeal framework surgery as a laryngologist. I also commit to airway disorder and dysphagia. As a head and neck surgeon, pharyngolaryngeal cancer is my clinical expertise, but the cancers in the other sites are also in my field.



Young Committee Member, Pediatrics

NODA Masao/MD, PhD, MBA

Assistant Professor, Jichi Medical University

H-index 08

Education

MD, Kanazawa University, 2013
PhD, Kanazawa University, 2019
MBA, Nagoya University of Commerce and Business, 2023

Clinical and Academic History

Senior Resident, Department of Otolaryngology, Kanazawa University, 2015
Research Associate, Department of Pediatric Otolaryngology, Jichi Medical University, 2020
Assistant Professor, Department of Pediatric Otolaryngology, Jichi Medical University, 2024

Honors and Awards

Research Award 2025, Japanese Society of Otorhinolaryngology-Head and Neck Surgery
SPIO Award, Society for Promotion of International Oto-Rhino Laryngology

Positions in International Academic Societies/Editorial Roles in Academic Journals

Selected Original Papers

Noda M, Koshu R, Sugimoto H, Yoshizaki T, Nomura A, Ito M. Outpatient characteristics in a pediatric otolaryngology department during COVID-19 pandemic: A retrospective study. Sci Prog 2024 Oct.
Noda M, Koshu R, Shimada DM, Sajjaviriya C, Saito C, Ito M, Koshimizu T. A convolutional neural network model detecting lasting behavioral changes in mice with kanamycin-induced unilateral inner ear dysfunction. Heliyon 2024 Oct.
Noda M, Yoshimura H, Okubo T, Koshu R, Uchiyama Y, Nomura A, Ito M, Takumi Y. Feasibility of multimodal artificial intelligence using GPT-4 Vision for the classification of middle ear disease: qualitative study and validation. JMIR AI 3: e58342, 2024.
Noda M, Ueno T, Koshu R, Takaso Y, Shimada MD, Saito C, Sugimoto H, Fushiki H, Ito M, Nomura A, et al. Performance of GPT-4V in answering the Japanese Otolaryngology Board Certification Examination questions: evaluation study. JMIR Med Educ 10: e57054, 2024.
Noda M, Hatano M, Hattori T, Takarada-Iemata M, Shinozaki T, Sugimoto H, Ito M, Yoshizaki T, Hori O. Microglial activation in the cochlear nucleus after early hearing loss in rats. Auris Nasus Larynx 46(5): 716–723, 2019.
Takaso Y, Noda M, Hattori T, Roboon J, Hatano M, Sugimoto H, Brenner C, Yamamoto Y, Okamoto H, Higashida H, et al. Deletion of CD38 and supplementation of NAD^+ attenuate axon degeneration in a mouse facial nerve axotomy model. Sci Rep 10(1): 17795, 2020.
Noda M, Shimada MD, Koshu R, Saito C, Ito M. Efficacy of endoscopic powered intracapsular tonsillectomy and adenoidectomy for pediatric obstructive sleep apnea: a retrospective case-control study. Auris Nasus Larynx 50(3): 383–388, 2023.
Noda M, Koshu R, Shimada MD, Saito C, Takino N, Ito M, Yoshimura H, Ito M, Muramatsu S. Enhanced cochlear transduction by AAV9 with high-concentration sucrose. Hum Gene Ther 34(19–20): 1064–1071, 2023.
Noda M, Kuroda T, Nomura A, Ito M, Yoshizaki T, Fushiki H. Smartphone-assisted medical care for vestibular dysfunction as a telehealth strategy for digital therapy beyond COVID-19: scoping review. JMIR Mhealth Uhealth 11: e48638, 2023.
Shimada MD, Noda M, Koshu R, Takaso Y, Sugimoto H, Ito M, Yoshizaki T, Hori O. Macrophage depletion attenuates degeneration of spiral ganglion neurons in kanamycin-induced unilateral hearing loss model. Sci Rep 13(1): 16741, 2023.

Self-Introduction on Subspeciality

My specialties are pediatric otolaryngology, otologic surgery, and the medical application of artificial intelligence. I am also involved in the development of medical devices and conduct basic research on the auditory pathway, inner ear inflammation, and inner ear gene delivery. My clinical work focuses on improving outcomes in children with ear disorders, while my research aims to bridge surgical innovation with neuroscience and biotechnology.



Young Committee Member, Head and Neck

OKADA Ryuhei/MD, PhD

Assistant Professor, Institute of Science Tokyo

H-index 18

Education

MD, Faculty of Medicine, Tokyo Medical and Dental University, 2009
PhD, Tokyo Medical and Dental University, 2017

Clinical and Academic History

Senior Resident, Tokyo Medical and Dental University, Medical Hospital, 2015
Postdoctoral Fellow (visiting), Molecular Imaging Branch, NCI, NIH, USA, 2018
Specially Appointed Assistant Professor, Tokyo Medical and Dental University Hospital, 2021
Assistant Professor, Tokyo Medical and Dental University, 2024
Assistant Professor, Department of Head and Neck Surgery, Institute of Science Tokyo, 2024

Honors and Awards

Excellence Award, Joint Meeting of Three Oncology Societies Rising Star Networking, 2024
Chairperson's Award, 31st Annual Meeting of the Japan Society for Head and Neck Surgery
Best Poster Award, 45th Annual Meeting of the Japan Society for Head and Neck Cancer

Positions in International Academic Societies/Editorial Roles in Academic Journals

Selected Original Papers

Okada R, et al. Near-infrared photoimmunotherapy: basics and clinical application. Jpn J Clin Oncol. 2025
Okada R, et al. Local Depletion of Immune Checkpoint Ligand CTLA4 Expressing Cells in Tumor Beds Enhances Antitumor Host Immunity. Adv Ther (Weinh) 4: 2000269, 2021
Okada R, et al. Near-infrared photoimmunotherapy targeting human-EGFR in a mouse tumor model simulating current and future clinical trials. EBioMedicine 67: 103345, 2021
Okada R, et al. The Effect of Antibody Fragments on CD25 Targeted Regulatory T Cell Near-Infrared Photoimmunotherapy. Bioconjug Chem 30: 2624-2633, 2019
Okada R, et al. Endoscopic near-infrared photoimmunotherapy in an orthotopic head and neck cancer model. Cancer Sci 112: 3041-3049, 2021
Okada R, et al. Selection of antibody and light exposure regimens alters therapeutic effects of EGFR-targeted near-infrared photoimmunotherapy. Cancer Immunol Immunother 71: 1877-1887, 2022
Kurebayashi Y, Okada R, et al. Rapid Depletion of Intratumoral Regulatory T Cells Induces Synchronized CD8 T- and NK-cell Activation and IFNγ-Dependent Tumor Vessel Regression. Cancer Res 81: 3092-3104, 2021
Maruoka Y, Okada R, et al. Combined CD44- and CD25-Targeted Near-Infrared Photoimmunotherapy Selectively Kills Cancer and Regulatory T Cells in Syngeneic Mouse Cancer Models. Cancer Immunol Res 8: 345-355, 2020
Wakiyama H, Okada R, et al. Treg-Dominant Tumor Microenvironment Is Responsible for Hyperprogressive Disease after PD-1 Blockade Therapy. Cancer Immunol Res 10: 1386-1397, 2022
Liu XF, Okada R, et al. Immunotoxin SS1P is rapidly removed by proximal tubule cells of kidney, whose damage contributes to albumin loss in urine. PNAS 117: 6086-6091, 2020

Self-Introduction on Subspeciality

My specialty is head and neck surgery, as well as thyroid surgery. I am particularly interested in photoimmunotherapy and fluorescence imaging. I am engaged in research on photoimmunotherapy using novel antibodies and the development of new devices for photoimmunotherapy. In addition, I serve as the principal investigator for a specified clinical study aimed at reducing adverse events associated with photoimmunotherapy.



Young Committee Member, Rhinology

SEKINE Rumi/MD

Associate Faculty, St. Luke's International Hospital, The Jikei University Hospital

H-index 07

Education

MD, Faculty of Medicine, Kyorin University 2011

Clinical and Academic History

Assistant Professor, Department of Otorhinolaryngology, The Jikei University School of Medicine, 2014
Smell Clinic at The Jikei University Medical Hospital, 2018-Present
Clinical Researcher in Olfaction and Rhinology, 2018-Present
Visiting Research Fellow, Department of Otorhinolaryngology, Technical University of Dresden, Germany, 2021
Full-time Staff Physician Department of Otorhinolaryngology, St. Luke's International Hospital, Tokyo, 2023-Present

Honors and Awards

Positions in International Academic Societies/Editorial Roles in Academic Journals

Selected Original Papers

Sekine R, Omura K, Ishida K, et al. Recurrent Pott's puffy tumor treated with anterior skull base resection with reconstruction of the anterolateral thigh flap. J Craniofac Surg 30: e94-e96, 2019
Mori E, Sekine R, Tsurumoto Y, et al. Maturation of odour identification ability and related factors in children. Rhinology 59: 511-516, 2021
Sekine R, Hahner A, Laudien M, et al. Ratings of trigeminal stimulation in patients with olfactory loss. Rhinology 60: 313-315, 2022
Hörberg T, Sekine R, Overbeck C, et al. A parosmia severity index based on word-classification predicts olfactory abilities and impairment. Eur Arch Otorhinolaryngol 280: 3695-3706, 2023
Sekine R, Menzel S, Hähner A, et al. Assessment of postviral qualitative olfactory dysfunction using the short SSParoT in patients with and without parosmia. Eur Arch Otorhinolaryngol 280: 469-472, 2023
Tei M, Sekine R, Mori E, et al. Cross-modal and cross-cultural perceptions of parosmia. J Sens Stud 38: e12876, 2023
Miwa T, Mori E, Sekine R, et al. Olfactory and taste dysfunctions caused by COVID-19: a nationwide study. Rhinology 61: 552-560, 2023
Burghardt GKL, Cuevas M, Sekine R, et al. Trigeminal sensitivity in patients with allergic rhinitis and chronic rhinosinusitis. Laryngoscope 133: 654-660, 2023
Sekine R, Hernandez AK, Overbeck C, et al. Comparison of patient characteristics and olfactory sensitivity for trigger odorants in parosmia and phantosmia. Laryngoscope 134: 3277-3285, 2024
Hernandez AK, Biguerdi S, Lantzsch K, et al. Intranasal pH and olfactory function among healthy adults. Laryngoscope, 2025

Self-Introduction on Subspeciality

My specialty is rhinology, with a focus on endoscopic nasal surgery, including chronic rhinosinusitis and septoplasty. I also have a strong interest in olfactory disorders and serve as a physician in the dedicated olfactory clinic at Jikei University Hospital in Tokyo. Under the mentorship of Dr. Thomas Hummel at the Technical University of Dresden, I have conducted clinical research not only on quantitative olfactory dysfunction but also on qualitative olfactory disorders. My research extends to the trigeminal nerve related to olfaction and the physiology of the nasal cavity, primarily through clinical studies.



Young Committee Member, Otology/Neurotology

SHIRAI Kyoko/MD, PhD

Associate Professor, Tokyo Medical University

H-index 07

Education

MD, Faculty of Medicine, Tokyo Medical University, 2008
PhD, Tokyo Medical University, 2015

Clinical and Academic History

Visiting Research Fellow, Otopathology Laboratory, University of Minnesota, 2013
Assistant Professor, Department of Otolaryngology, Tokyo Medical University, 2017
Associate Professor, Department of Otolaryngology Head and Neck Surgery, Tokyo Medical University, 2025

Honors and Awards

Young Investigator Awards, Japan Otological Society, 2022

Positions in International Academic Societies/Editorial Roles in Academic Journals

Selected Original Papers

Shirai K, Saito Y, Satoh K, et al. Social Life and Communication Skills of School-Age Children with Congenital Hearing Loss Who Received Cochlear Implants at an Advanced Age. Audiol Neurootol. 30:282-293. , 2025
Shriai K, Kawano A, Ohta Y, et al. Reading comprehension skill in English as a second language of Japanese middle school students with cochlear implants. Cochlear Implants Int. 24:6-13, 2023
Shirai K, Schachern P, Schachern M, et al. Volume of the Epitympanic and Blockage of the Tympanic Isthmus in Chronic Otitis Media. Otology and Neurotology 36:254-9, 2015
Minami S, Takahashi M, Shinden S, Shirai K et al. Prediction of Cochlear Implant Effectiveness With Surface-Based Morphometry. Otol Neurotol. 45:114-120, 2024
Yokota S, Yoshimura H, Shirai K, et al. Feasibility and limitations of head MRI in patients with cochlear implants. Auris Nasus Larynx 50:874-879, 2023
Tomioka R, Kawano A, Nishiyama N, Shirai K, et al. The actual state of and factors for speech perception ability in adult cochlear implant wearers. Am J Otolaryngol. 43:103554, 2022
Fukunaga I, Oe Y, Danzaki Y, Shirai K, et al. Modeling gap junction beta 2 gene-related deafness with human iPSC. Hum Mol Genet.30:1429-1442, 2021
Fukunaga I,Shirai K, Kawano A, et al. Generation of two induced pluripotent stem cell lines from PBMCs of siblings carrying c.235delC mutation in the GJB2 gene associated with sensorineural hearing loss. Stem Cell Res. 2020
Rana B, Buchholz J, Morgan C, Shirai K, et al. Bilateral Versus Unilateral Cochlear Implantation in Adult Listeners: Speech-On-Speech Masking and Multitalker Localization. Trends Hear. 2017
Ohta Y, Kawano A, Kawaguchi S, Shirai K, et al. Speech recognition in bilaterally cochlear implanted adults in Tokyo, Japan. Acta Otolaryngol. 16:1-5, 2017

Self-Introduction on Subspeciality

As a surgeon, my subspecialties are cochlear implantation, tympanoplasty, and stapes surgery. I have performed over 200 cochlear implant surgeries, mainly in pediatric cases. In addition to surgery, I have also focused on clinical research about the development of children with hearing loss. I am also involved in the habilitation at the intervention center for children with hearing loss. As a clinical geneticist, I also provide genetic counseling.



Young Committee Member, Rhinology

SUZUKI Masanobu/MD, PhD

Junior Associate Professor, Hokkaido University

H-index 20

Education

MD, Faculty of Medicine, Hokkaido University
PhD, Hokkaido University, 2015

Clinical and Academic History

Visiting Research Fellow, Department of Otolaryngology and Head and Neck Surgery, Adelaide University, 2016
Assistant Professor, Department of Otolaryngology Head and Neck Surgery, Hokkaido University Hospital, 2018
Junior Associate Professor, Department of Otolaryngology Head and Neck Surgery, Hokkaido University Hospital, 2025

Honors and Awards

Research Award of Japan Society of Immunology and Allergology in Otolaryngology, 2015
Conference Award of Japanese Society of Allergology, 2020
Best Abstract Award, the International Society of Inflammation and Allergy of the Nose (ISIAN), 2024

Positions in International Academic Societies/Editorial Roles in Academic Journals

Selected Original Papers

Suzuki M, et al. Nasal manifestations of immunoglobulin G4-related disease. Laryngoscope. 2013 Apr;123(4):829-34.
Suzuki M, et al. TRIM39 negatively regulates the NFkappaB-mediated signaling pathway through stabilization of Cactin. Cell Mol Life Sci. 2016 Mar;73(5):1085-101.
Suzuki M, et al. SIRT1 Controls Poly(I:C)-dependent MMP9 Activation in Primary Human Nasal Epithelial Cells. Am J Respir Cell Mol Biol. 2018. 59(4):500-510.
Suzuki M, et al. Zinc-depletion associates with tissue eosinophilia and collagen depletion in chronic rhinosinusitis. Rhinology. 2020 Oct 1;58(5):451-459.
Suzuki M, et al. Comparison of clinical characteristics of the nasal manifestations of eosinophilic granulomatosis with polyangiitis (EGPA) and eosinophilic chronic rhinosinusitis (ECRS). Allergol Int. 2021 Jan;70(1):143-144.
Suzuki M, et al. Metallothionein-3 is a clinical biomarker for tissue zinc levels in nasal mucosa. Auris Nasus Larynx. 2021; 48: 890-897.
Suzuki M, et al. Role of intracellular zinc in molecular and cellular function in allergic inflammatory diseases. Allergol Int. 2021 Apr;70(2):190-200.
Suzuki M, et al. Remote training of functional endoscopic sinus surgery with advanced manufactured 3D sinus models and a telemedicine system. Front. Surg. 746837. 2021
Suzuki M and Peter-John Wormald, et al. Repetitive simulation training with novel 3D-printed sinus models for functional endoscopic sinus surgeries. Laryngoscope Investig Otolaryngol. 2022 Jul 21;7(4):943-954.
Miyaji K, Suzuki M, et al.. Motion analysis for objective evaluation of psychomotor skills in Endoscopic Sinus Surgery. Rhinology 2025 Apr 63(2):190-199.

Self-Introduction on Subspeciality

My speciality is Endoscopic Sinus Surgeries, especially frontal sinus surgeries for refractory frontal sinusitis and endoscopic skull base surgeries. I also have an interest in the clinical application of recent advanced digital technology. I have developed a clinical application of Augmented Reality (AR)-supported ESS for use in theatres. I also take advantage of 3D-printed sinus models for surgical education purposes, instead of cadaveric materials. I am also an English-Japanese translator, and have translated and published the Japanese version of PJ Wormald's 'Endoscopic Sinus Surgery'.

PCO/MediProduce, Inc.

Founded in 2005 and based in Tokyo, MediProduce, Inc. specializes in medical and healthcare communication. We support academic congresses, press conferences, and public seminars through end-to-end event management delivered by a bilingual Japanese-English team. Serving as Congress Secretariat for domestic and international meetings (100–8,000 participants), we also plan and execute targeted media briefings and outreach events. From the planning stage, we work closely with clients to provide integrated solutions that align with each event's objectives—combining precise operations with effective communication.

International Conferences Organized

MediProduce, Inc. has managed over 20 international and domestic conferences, including large-scale academic congresses and specialized symposia. Selected examples are listed below.



YEAR	CONFERENCE	LOCATIONS	ATTENDEES
2012-present	Asia Dry Eye Summit (each year)	Japan, Korea, China	200
2012	The 116th Annual Meeting of Japanese Ophthalmological Society	Tokyo	8,000
2013	The 13th Scientific Meeting of the Japanese Society of Anti-Aging Medicine	PACIFICO Yokohama	4,800
2015	Asia-ARVO 2015	PACIFICO Yokohama	2,500
2016	The 16th Scientific Meeting of the Japanese Society of Anti-Aging Medicine	PACIFICO Yokohama	5,700
2017	The 17th Scientific Meeting of the Japanese Society of Anti-Aging Medicine	Tokyo	5,700
2018	The 18th Scientific Meeting of the Japanese Society of Anti-Aging Medicine	Osaka	6,000
	The 119th Annual Meeting of the ORL Society Japan	PACIFICO Yokohama	5,500
2019	12th Asia Pacific Symposium on Cochlear Implants and Related Sciences	Tokyo	1,300
2022	7th East Asian Symposium on Otology (EASO 2022)	Tokyo	300
2023	CORLAS 2023	Tokyo	250
2024	ISIAN-IRS 2024	Tokyo	1,000
	The 2nd International Symposium for Biology of the Non-Visual Opsins	Tokyo	100
	The 125th Annual Meeting of Japanese Society of ORL-HNS	Osaka	5,800
2025	The 126th Annual Meeting of Japanese Society of ORL-HNS	PACIFICO Yokohama	6,200
2027	The 16th Asia Oceania ORL-HNS Congress	Kyoto	1,500
	The 9th International Symposium on Meniere's Disease and Inner Ear Disorders	Tokyo	1,000
2028	Politzer Society Meeting 2028	Kyoto	1,000



ICCA

MPI

JCMA
Japan Convention Management Association

MediProduce

PCO/MediProduce, Inc.

MINAKAWA Sachiyo, CICS, Secretariat for the IFOS 2030 Yokohama Local Bidding Committee

MINAKAWA Sachiyo is a highly accomplished Professional Congress Organizer (PCO) at **MediProduce Inc.,** with over 20 years of experience in planning, managing, and bidding for major national and international academic congresses. She is recognized as a leading expert in large-scale event operations and international convention bidding in Japan, and also as one of the leaders in international relations within Japan's meeting industry.

Her deep network with the Japan National Tourism Organization (JNTO), national convention bureaus, and key conference facilities strengthens her expertise. She holds **the Certified International Convention Specialist** qualification and is a **Level 1 Registered Event Service Manager.**

Professional Experience

Mediproduce Inc. (2009 - Present):

Leads high-profile academic congresses and international bids, including the Japanese Ophthalmological Society (116th), Asia-ARVO 2015, Japanese Society of Otorhinolaryngology (119th, 125th, 126th), CORLAS 2023, Japanese Society of Anti-Aging Medicine, and APSCI 2019.

Japan Convention Services Co., Ltd. (2004 - 2009):

Directed over 40 large-scale conferences (2,000–20,000 attendees), including World Congress of Inflammation (WCI) and Japan Digestive Disease Week (JDDW).

Tokyo 2020 Olympic and Paralympic Games – International Relations Bureau (2019 - 2021):

Served as Senior Manager, Opening and Closing Ceremony Protocol Team, overseeing VIP operations for 10,000 dignitaries, including royalty, heads of state, and IOC members.

Unique Qualification:
The only PCO in Japan with experience managing national-level ceremonial events, combining precision protocol and security expertise with congress management excellence.

Key Achievements in International Congress Bidding

Ms. MINAKAWA's successful track record in international bid acquisition demonstrates her commitment and capability to secure major global academic events for Japan.

YEAR	CONFERENCE / CONGRESS	ACHIEVEMENT	FIELD
2012	Asia-ARVO 2015	Successful Bid	Ophthalmology
2017	GOIW 2019	Successful Bid	Ophthalmology
2019	CORLAS 2023	Successful Bid	Otolaryngology Head and Neck Surgery
2023	Asia-Oceania ORL-HNS 2027	Successful Bid	Otolaryngology Head and Neck Surgery
2016 - 2017	IFOS 2021 Yokohama Bid	Local Bid Committee Secretariat	Otolaryngology Head and Neck Surgery
2019 - 2023	IFOS 2026 Yokohama Bid	Local Bid Committee Secretariat	Otolaryngology Head and Neck Surgery
2023 - Present	IALP 2031 Kyoto Bid	Local Bid Committee Secretariat	Speech-Language Pathology
2024 - Present	Politzer Society 2028 Bid	Successful Bid	Otology
2025 - Present	IFHNOS 2034	Local Bid Committee Secretariat	Head and Neck Cancer



PCO/MediProduce, Inc.

Registration Fee and Budget

Registration Fee

1 € = ¥180

	EARLY FEE		NORMAL FEE		LATE FEE	
Physicians	750 €	¥135,000	900 €	¥162,000	1,100 €	¥198,000
Lower Middle-Income Countries	500 €	¥90,000	600 €	¥108,000	750€	¥135,000
Young ORLs (Under 35 Years)	400 €	¥72,000	500 €	¥90,000	750 €	¥135,000
Other Professions (Speech therapists, Audiologists, Nurses)	400 €	¥72,000	500 €	¥90,000	750 €	¥135,000
Commercial Exhibitors	750 €	¥135,000	900 €	¥162,000	1,100 €	¥198,000
Accompanying Persons	300 €	¥54,000	300 €	¥54,000	350 €	¥63,000
Gala Dinner	100 €	¥18,000	100 €	¥18,000	100 €	¥18,000
Scientific Program Faculty Members (Speakers)	500 €	¥90,000	800 €	¥144,000	1,000 €	¥180,000

Budget

	Item	EUR	JPY
Event Revenue	Registration Fee	5,295,000 €	¥953,100,000
	Sponsorship	6,000,000 €	¥1,080,000,000
	Exhibition	3,500,000 €	¥630,000,000
	Subsidy	130,000 €	¥23,400,000
Total Event Revenue		14,925,000 €	¥2,686,500,000

	Item	EUR	JPY
Event Expenses	Event Admin and Event Cost	4,570,000 €	¥822,600,000
	Event Marketing	1,030,000 €	¥185,400,000
	Invited Speakers and Guest	600,000 €	¥108,000,000
	Room Rental	1,200,000 €	¥216,000,000
	Official Functions	2,000,000 €	¥360,000,000
Total Event Expenses		9,400,000 €	¥1,692,000,000

Balance	5,525,000 €	¥994,500,000

This budget reflects the current assumptions and is subject to adjustment based on the finalized program details and fluctuations in market prices.

PCO/MediProduce, Inc.

Our Dissemination Policy

Our company ensures effective and transparent communication of congress outcomes.
We promote an open science approach as much as possible,
making knowledge widely accessible through:
Website and social media: The official website and channels
(X, LinkedIn, Instagram) will share updates, programs, and results.
Publications: Abstracts and selected papers will be made available
through open-access platforms exclusively to registered attendees,
in accordance with conference rules.
Media and outreach: Press releases and stakeholder communication
will enhance visibility globally.
All dissemination activities comply with ethical standards, copyright,
and data protection regulations, ensuring long-term accessibility and impact.

Contact

For any inquiries, please feel free to contact **Prof. KONDO Kenji,** General Secretary of the Local Bid Committee at **office@jibika.or.jp**

Japanese Society of Otorhinolaryngology-Head and Neck Surgery, Inc.

3-25-22 Takanawa, Minato-ku, Tokyo 108-0074, Japan
Tel: +81-3-3443-3085 Fax: +81-3-3443-3037

